



MacGregor Paddle Inter-Club
 & Inter Services Sprint Regatta
BCU – Flat Water Sprint Racing
 2nd & 3rd September 2006
National Water Sports Centre




RESULTS

MacGregor Paddle



- 1 – Wey Kayak Club** 475
- 2 – Leighton Buzzard** 455
- 3 – Richmond & Nottingham** 440

Wonderful NEWS!

 The **British Canoe Union & BCU World Class Programmes**, working closely with **UK Sport**, have secured funding to purchase 3 sets of 9 Starting Gates (Boots) to be sited in the UK for use at the NWSC in Nottingham. The installation has now been completed, 3 sets of gates at 1000m, 500m & 200m in July 06. **Thank you** to Polaritas Company based in Budapest, Hungarian and the working group of men who came over and made this possible!

2007 BCU National Sprint Regatta **Entries** Deadlines dates - your Club's Entry Form must arrive by the first post on WEDNESDAY, 2½ weeks before each regatta: **14 & 15 April 07, 12 & 13 May 07, 2 & 3 June 07 at NWSC. 7 & 8 July 07 at Eton, Dorney Lake, 8 & 9 Sept 07 Inter Club & Inter Services NWSC**


Holme Pierrepont Course Records – Domestic Class - 2006

	Distance	Crew	Club	Time	Date
Women					
K2	500m	Louise Sawers/ Abigail Coulson	ORS	01:38:36	4 June 06
K2	1000m	Louise Sawers/ Abigail Coulson	ORS	03:47:75	22 July 06
Men					
K2	500m	Edward Cox/Ed McKeever	ORS	01:31:63	7 May 06
K2	200m	Edward Cox/Ed McKeever	ORS	00:33:82	22 July 06
K1	200m	Edward McKeever	BOA	00:36:41	22 July 06

Registration of Paddlers, Registration Officer for Club Colour's & Regatta Entries, to BCU Flat Water Sprint Regatta Organiser **Peter Morley**,

17 Springfield Road, Guildford, Surrey **GU1 4DW** Tel/Fax  01483 571996

Email: peter.c.morley@btinternet.com



Promotions / Demotions

The inclement weather conditions at the BCU Inter-Club & Inter-Services Regatta on 2 & 3 Sept 06, made a fair assessment of promotion and demotions impossible.

We would normally make quite a few promotions at this event, and obviously there were competitors worthy of promotion from the classes: their coaches/team leaders will be aware in most cases who they are.

In order to ensure fair and closing racing in April 07 of next season, please would coaches/team leaders make their own assessment of their club paddlers with reference to the chart in the BCU Sprint & Marathon Racing Handbook (page B1), and forward both promotions and demotions to Roland Lawler. Email: diandroland@hotmail.com

BCU Inter-Club & Inter-Services *MacGregor Paddle* Sprint Racing Regatta – 2nd & 3rd Sept 06

National Water Sports Centre – Holme Pierrepont, Nottingham

Class: BOYS A

Race: 18 Boys A K1 - 1000m Heat 1

1	8	ELM	E RUTHERFORD	4:15.61
2	7	LBZ	B HAYNES	4:15.97
3	1	BAD	B BRADSHAW	4:18.11
4	5	WEY	D TERRY	4:18.94
5	4	EXE	S FREEMAN	4:25.00
6	2	LBZ	A GUY	4:26.69

Race: 19 Boys A K1 - 1000m Heat 2

1	2	ELM	R BEER	4:16.40
2	5	ADS	T HIDE	4:16.49
3	3	ADS	M HIDE	4:16.58
4	4	LBZ	R POOLE	4:26.46
5	6	NOR	T PENDLE	4:28.23
6	7	ELM	P THOROGOOD	4:33.51
7	8	ROY	O GIBSON	4:36.17

Race: 20 Boys A K1 - 1000m Heat 3

1	1	EKE	T SHARPE	4:19.39
2	8	ROY	N WILLIAMS	4:23.29
3	4	LBZ	D SLIGHT	4:25.90
4	3	ROY	S DIXON	4:27.65
5	5	RDG	O LANG	4:28.95
6	7	ROY	T HUMPHRIES	4:29.01
7	6	RDG	T MAINPRIZE	4:29.70
8	2	LEI	M CONNELLY	4:30.17

Race: 21 Boys A K1 - 1000m Heat 4

1	6	RDG	P EDE	4:22.99
2	3	ELM	B PARFITT	4:23.21
3	1	ELM	D BARBER	4:23.92
4	4	ELM	G THOROGOOD	4:30.61
5	7	BOA	T SIMMONDS	4:34.54
6	5	LBZ	J WHITAKER	4:55.61

Race: 39 Boys A K1 - 1000m FINAL 1

1	5	ELM	E RUTHERFORD	4:14.65
2	2	ADS	T HIDE	4:14.71
3	3	RDG	P EDE	4:20.30
4	7	LBZ	B HAYNES	4:21.06
5	1	ELM	B PARFITT	4:21.83
6	9	ADS	M HIDE	4:25.06
7	4	ELM	R BEER	4:26.08
8	8	ROY	N WILLIAMS	4:28.96
9	6	EXE	T SHARPE	4:30.17

Race: 40 Boys A K1 - 1000m FINAL 2

1	3	WEY	D TERRY	4:21.30
2	5	BAD	B BRADSHAW	4:25.61
3	1	EXE	S FREEMAN	4:28.12
4	6	LBZ	D SLIGHT	4:30.54
5	4	ELM	D BARBER	4:31.04
6	2	ROY	S DIXON	4:31.62
7	9	NOR	T PENDLE	4:37.17
8	8	ELM	G THOROGOOD	4:38.21
9	7	LBZ	R POOLE	4:47.12

Race: 179 Boys A K1 - 500m Heat 1

1	3	RDG	P EDE	2:21.41
2	4	WEY	D TERRY	2:23.59
3	7	ROY	T HUMPHRIES	2:25.81
4	5	EXE	T SHARPE	2:26.20
5	8	ROY	S DIXON	2:26.95
6	2	BOA	T SIMMONDS	2:30.66
7	1	ELM	G THOROGOOD	2:38.59

Race: 180 Boys A K1 - 500m Heat 2

1	5	ADS	K REEVES	2:18.41
2	7	ELM	E RUTHERFORD	2:19.39
3	6	ROY	N WILLIAMS	2:20.46
4	2	BAD	B BRADSHAW	2:21.55
5	1	LBZ	A GUY	2:22.85
6	8	RDG	T MAINPRIZE	2:33.07
7	4	ADS	T HIDE	2:36.13
8	3	ELM	P THOROGOOD	2:51.36

Race: 181 Boys A K1 - 500m Heat 3

1	6	LBZ	B HAYNES	2:19.16
2	8	ADS	M HIDE	2:22.62
3	7	ROY	O GIBSON	2:25.25
4	3	EXE	S FREEMAN	2:29.28
5	4	LEI	M CONNELLY	2:30.72
6	2	LBZ	J WHITAKER	2:32.56
7	5	LBZ	D SLIGHT	2:34.00

Race: 182 Boys A K1 - 500m Heat 4

1	5	ELM	R BEER	2:28.11
2	6	LBZ	R POOLE	2:29.57
3	4	ELM	B PARFITT	2:32.80
4	8	ELM	L SAWERS	2:33.93
5	3	NOR	T PENDLE	2:36.87
6	1	RDG	O LANG	2:38.65
7	7	ELM	D BARBER	2:47.52

Race: 202 Boys A K1 - 500m FINAL 1

1	4	ADS	K REEVES	2:18.05
2	8	ADS	M HIDE	2:18.20
3	6	LBZ	B HAYNES	2:18.78
4	5	RDG	P EDE	2:21.57
5	2	ELM	E RUTHERFORD	2:22.19
6	9	ROY	N WILLIAMS	2:22.34
7	3	ELM	R BEER	2:28.08
8	7	WEY	D TERRY	2:30.58
9	1	LBZ	R POOLE	2:36.74

Race: 203 Boys A K1 - 500m FINAL 2

1	9	LBZ	A GUY	2:27.98
2	7	BAD	B BRADSHAW	2:29.33
3	6	ELM	B PARFITT	2:33.71
4	4	ROY	O GIBSON	2:36.51
5	8	ELM	L SAWERS	2:37.58
6	2	EXE	S FREEMAN	2:40.68
7	3	EXE	T SHARPE	2:43.25
8	5	ROY	T HUMPHRIES	2:44.79
9	1	ROY	S DIXON	2:49.04

Race: 68 Boys A K2 - 1000m Heat 1

1	4	BAD	BRADSHAW/LAYNG (RUN)	4:50.21
2	1	RDG	MAINPRIZE/BENNETT	4:59.44
3	9	LBZ	GUY/WHITAKER	5:03.47
4	3	ROY	DIXON/HUMPHRIES	5:05.29
5	8	BOA	SIMMONDS/GIBSON (ROY)	5:09.51
6	5	NOR	PENDLE/ALLEN	5:16.68
7	7	WEY	TERRY/BRIDGE	5:18.42

Race: 69 Boys A K2 - 1000m Heat 2

1	4	ADS	HIDE/REEVES	4:48.74
2	1	ELM	BEER/PARFITT	4:51.24
3	3	EXE	SHARPE/FREEMAN	5:01.98
4	7	ELM	BARBER/RUTHERFORD	5:02.54
5	6	ADS	HIDE/BEYER	5:03.08
6	2	ELM	THOROGOOD/THOROGOOD	5:06.01
7	5	RDG	EDE/LANG	5:07.55
8	8	LEI	HAMPTON/CONNELLY	5:23.72

Race: 92 Boys A K2 - 1000m FINAL

1	5	ADS	HIDE/REEVES	4:34.44
2	2	LBZ	GUY/WHITAKER	4:35.88
3	4	BAD	BRADSHAW/LAYNG (RUN)	4:42.70
4	3	RDG	MAINPRIZE/BENNETT	4:49.45
5	1	ROY	DIXON/HUMPHRIES	4:51.72
6	6	ELM	BEER/PARFITT	4:53.85
7	7	EXE	SHARPE/FREEMAN	4:54.23
8	8	ELM	BARBER/RUTHERFORD	4:54.26
9	9	ADS	HIDE/BEYER	5:11.21

Race: 249 Boys A K2 - 200m Heat 1

1	1	LBZ	HAYNES/POOLE	48.03
2	9	ROY	DIXON/HUMPHRIES	48.30
3	5	WEY	TERRY/BRIDGE	49.92
4	8	RDG	MAINPRIZE/BENNETT	50.64
5	7	LBZ	SLIGHT/WHITE	56.30

Race: 250 Boys A K2 - 200m Heat 2

1	2	LBZ	GUY/WHITAKER	46.23
2	5	BOA	SIMMONDS/GIBSON (ROY)	46.62
3	1	CLM	BRADSHAW/WHITEHEAD	47.34
4	9	RDG	EDE/LANG	47.83
5	8	EXE	SHARPE/FREEMAN	48.29
6	3	LEI	HAMPTON/CONNELLY	50.98

Race: 268 Boys A K2 - 200m FINAL

1	1	RDG	EDE/LANG	46.87
2	5	LBZ	HAYNES/POOLE	47.02
3	4	LBZ	GUY/WHITAKER	47.86
4	3	BOA	SIMMONDS/GIBSON (ROY)	48.94
5	6	ROY	DIXON/HUMPHRIES	49.22
6	2	CLM	BRADSHAW/WHITEHEAD	50.64
7	7	WEY	TERRY/BRIDGE	51.13
8	8	RDG	MAINPRIZE/BENNETT	51.86

Race: 112 Boys A K4 - 1000m FINAL

1	2	ADS	HIDE/HIDE/REEVES/OWEN	4:25.21
2	3	RDG	EDE/LANG/MAINPRIZE/BENNETT	4:35.98
3	1	WEY	WELCH/CHILDERSTONE/TERRY/BRIDGE	4:37.40
4	5	LBZ	GUY/POOLE/WHITAKER/HAYNES	4:37.90
5	6	ELM	PARFITT/BEER/BARBER/RUTHERFORD	4:48.84
6	4	BOA	SIMMONDS/ATWILL/WEBSTER/HOWSON	5:11.10

Race: 286 Boys A K4 - 200m FINAL

1	1	LBZ	GUY/POOLE/WHITAKER/HAYNES	43.29
2	6	RDG	EDE/LANG/MAINPRIZE/BENNETT	46.38
3	4	WEY	WELCH/CHILDERSTONE/TERRY/BRIDGE	47.12
4	3	BOA	SIMMONDS/ATWILL/WEBSTER/OAKLEY (BTH)	47.68

Class: BOYS B

Race: 54 Boys B K1 - 1000m Heat 1

1	2	RDG	C SEALEY	5:02.04
2	1	BOA	J ATWILL	5:05.21
3	4	SDS	C MCMORRIN	5:06.58
4	5	WEY	J SEAMAN	5:13.62
5	3	CLM	R TAYLOR	5:28.17
6	7	WEY	A WHITEHEAD	5:44.89

Race: 55 Boys B K1 - 1000m Heat 2

1	1	WEY	M CHILDERSTONE	4:57.43
2	3	ANK	S RILEY	5:16.88
3	5	LEI	M HAMPTON	5:24.42
4	2	ROY	J STADDON	5:24.48
5	8	BTH	B OAKLEY	5:26.18
6	7	MAI	A JORDAN	5:33.46
7	4	WEY	A BONHAM	5:40.24

Race: 56 Boys B K1 - 1000m Heat 3

1	3	RDG	J SEALEY	5:04.13
2	1	WEY	M WELCH	5:04.60
3	4	NOR	I ALLEN	5:21.20
4	2	RDG	D COLYER	5:31.90
5	6	KEN	S BAINBRIDGE	5:34.44
6	7	CKP	F REIF	6:02.08

Race: 80 Boys B K1 - 1000m FINAL

1	1	ANK	S RILEY	5:29.31
2	5	WEY	M CHILDERSTONE	5:30.03
3	6	RDG	J SEALEY	5:33.38
4	3	WEY	M WELCH	5:33.59
5	2	SDS	C MCMORRIN	5:33.62
6	4	RDG	C SEALEY	5:42.61
7	8	WEY	J SEAMAN	5:56.47
8	9	NOR	I ALLEN	6:08.53

Race: 222 Boys B K1 - 200m Heat 1

1	8	RDG	C SEALEY	59.64
2	5	SDS	C MCMORRIN	1:00.08
3	9	BOA	J ATWILL	1:00.94
4	2	RDG	J SEALEY	1:00.99
5	3	WEY	A WHITEHEAD	1:01.40
6	6	LBZ	T LOWE	1:03.86
7	4	LBZ	M WHITE	1:16.55

Race: 223 Boys B K1 - 200m Heat 2

1	9	LBZ	C SILLITOE	54.61
2	7	WEY	M CHILDERSTONE	54.97
3	2	WEY	M WELCH	57.38
4	5	LEI	M HAMPTON	57.95
5	4	WEY	J SEAMAN	58.20
6	8	ROY	J STADDON	59.06
7	6	WEY	A BONHAM	1:00.70
8	1	CLM	R TAYLOR	1:03.65
9	3	NOR	L ALLEN	1:06.02

Race: 260 Boys B K1 - 200m FINAL

1	5	LBZ	C SILLITOE	55.83
2	8	RDG	C SEALEY	56.14
3	4	WEY	M CHILDERSTONE	56.37
4	1	SDS	C MCMORRIN	56.57
5	6	WEY	M WELCH	56.95
6	3	LEI	M HAMPTON	58.73
7	7	WEY	J SEAMAN	59.46
8	2	ROY	J STADDON	1:01.83
9	9	WEY	A BONHAM	1:02.60

Race: 297 Boys B K2 - 200m FINAL

1	8	BOA	ATWILL/OAKLEY (BTH)	50.34
2	2	WEY	WELCH/CHILDERSTONE	50.37
3	7	RDG	SEALEY/SEALEY	51.19
4	4	LBZ	SILLITOE/LOWE	52.29
5	1	WEY	WHITEHEAD/YATES	52.33
6	5	SDS	MCMORRIN/PATTERSON	52.99
7	6	CLM	TAYLOR/WILKES	54.62
8	3	WEY	SEAMAN/SEAMAN	54.90

Race: 3 Boys B K4 - 1000m FINAL

1	2	WEY	BONHAM/SEAMAN/WHITEHEAD/WHITEHEAD	3:58.86
2	3	RDG	SEALEY/SEALEY/KING/COLYER	3:59.65
3	1	LBZ	LOWE/SILLITOE/WHITE/HUSSEY	4:04.99
4	4	LEI	BOLTON-WAUGH/HAMPTON/JOY/TYE -WOR	4:06.19
5	5	CLM	WILKES/TAYLOR/WILKES/DUFFIELD	4:16.19
6	6	WEY	LAMBERT/MULLINS/YATES/CORDERY	4:19.66

Race: 178 Boys B K4 - 500m FINAL		
1 6 RDG	SEALEY/SEALEY/ KING/COLYER	2:06.83
2 4 WEY	BONHAM/SEAMAN/ WHITEHEAD/	2:07.42
3 2 LBZ	LOWE/SILLITOE/ WHITE/HUSSY	2:13.16
4 7 BOA	ATWILL/WEBSTER/ HOWSON/SIMMONS	2:20.47
5 5 CLM	WILKES/TAYLOR/ WILKES/DUFFIELD	2:21.34
6 3 LEI	BOLTON-WAUGH/GODLIMAN JOY/LUNN	2:24.42
7 1 WEY	LAMBERT/MULLINS/ YATES/CORDERY	2:26.01

Class: BOYS C

Race: 77 Boys C K1 - 1000m Heat 1		
1 2 CLM	P WILKES	6:03.44
2 3 LBZ	M BARTOLI	6:14.65
3 4 WEY	P YATES	6:15.74
4 6 WOR	J TYE	6:34.73
5 7 RDG	J LANG	6:41.51
6 1 LBZ	N GARSIDE	6:43.93

Race: 78 Boys C K1 - 1000m Heat 2		
1 1 LBZ	D HUSSEY	5:41.57
2 6 LEI	B BOLTON-WAUGH	6:03.73
3 5 LBZ	J LEITCH	6:13.38
4 3 LEI	A JOY	6:23.26
5 4 CKP	T MULLER	6:24.70
6 7 GAI	M CLIVE	7:04.33
7 2 CLM	M WILKES	7:07.31

Race: 79 Boys C K1 - 1000m Heat 3		
1 4 SDS	S PATTERSON	5:39.92
2 5 WEY	M LAMBERT	6:02.32
3 7 ADS	J BEYER	6:12.95
4 6 BAN	J STONE	6:18.34
5 1 RDG	J SHIRES	6:39.85
6 3 WEY	G MULLINS	7:18.42

Race: 224 Boys C K1 - 200m Heat 1		
1 5 SDS	S PATTERSON	1:01.17
2 2 LEI	A JOY	1:04.98
3 1 BSF	R WALKINSHAW	1:06.36
4 6 BAN	J STONE	1:06.56
5 7 RDG	J LANG	1:07.98
6 4 RDG	J SHIRES	1:11.70
7 3 WOR	J TYE	1:11.75

Race: 225 Boys C K1 - 200m Heat 2		
1 4 WEY	M LAMBERT	58.57
2 5 CLM	P WILKES	1:00.64
3 7 LEI	B BOLTON-WAUGH	1:01.34
4 3 GAI	M CLIVE	1:02.57
5 2 WEY	G MULLINS	1:04.33
6 6 WOR	J DEARDEN	1:05.20
7 1 CLM	M WILKES	1:10.14

Race: 226 Boys C K1 - 200m Heat 3		
1 7 LBZ	D HUSSEY	1:00.45
2 2 LBZ	J LEITCH	1:03.95
3 1 LBZ	M BARTOLI	1:05.06
4 6 ADS	J BEYER	1:06.02
5 5 WEY	P YATES	1:06.53

Race: 261 Boys C K1 - 200m FINAL		
1 4 LBZ	D HUSSEY	57.92
2 3 SDS	S PATTERSON	58.54
3 9 LEI	A JOY	1:00.28
4 8 LBZ	J LEITCH	1:01.58
5 5 WEY	M LAMBERT	1:01.65
6 7 LEI	B BOLTON-WAUGH	1:04.06
7 6 CLM	P WILKES	1:04.72
8 2 GAI	M CLIVE	1:05.60
9 1 WEY	G MULLINS	1:08.38

Race: 53 Boys C K2 - 1000m FINAL		
1 5 LEI	BOLTON-WAUGH/STONE(BA)	5:00.17
2 3 LEI	JOY/TYE(WOR)	5:01.47
3 2 WEY	MULLINS/LAMBERT	5:01.55
4 4 LBZ	LEITCH/BARTOLI	5:12.08
5 1 BSF	WALKINSHAW/HICKMAN	5:17.53
6 7 RDG	LANG/SHIRES	5:46.86

Race: 298 Boys C K2 - 200m FINAL		
1 6 LEI	BOLTON-WAUGH/	53.47
2 7 LEI	JOY/TYE -WOR	54.83
3 4 BSF	WALKINSHAW/HICKMAN	54.87
4 3 WEY	MULLINS/LAMBERT	55.11
5 2 RDG	LANG/SHIRES	57.54
6 5 LBZ	LEITCH/BARTOLI	57.94

Class: BOYS D

Race: 57 Boys D K1 - 1000m Heat 1		
1 4 CLM	M DUFFIELD	5:38.44
2 1 LBZ	R CREAMER	6:21.83
3 3 BUR	M BOWLEY	6:22.80
4 8 WEY	C WELCH	6:58.74
5 2 HER	W TOPHAM	7:02.34
6 9 ROY	B FINNIS	7:15.58

Race: 58 Boys D K1 - 1000m Heat 2		
1 4 WEY	J CORDERY	5:54.12
2 3 LBZ	M MATTERSON	6:00.19
3 6 BOA	J WEBSTER	6:13.19
4 5 WOR	R CAVE	6:26.48
5 7 BSF	J YOUNG	6:31.48
6 1 LBZ	A MURPHY	6:44.12
7 2 CLM	C BENNETT	7:37.74
Race: 59 Boys D K1 - 1000m Heat 3		
1 3 NOT	M SIMMS	7:25.32
2 2 RDG	T RIDDLE	7:46.12
3 6 BSF	T BRETT	7:53.72
4 1 NOR	A HICKS	8:13.64
5 5 LBZ	M FRANKS	8:37.61
6 4 LEI	T GODLIMAN	8:37.68
7 7 LBZ	D OSBORNE	9:06.26

Race: 60 Boys D K1 - 1000m Heat 4		
1 8 LBZ	T BYARD	0
2 7 RDG	B COLYER	0
3 6 WEY	a cary	0
4 5 ELM	J THOMAS	0
5 3 LIN	R WEBSTER	0
6 4 WOK	S GRANGE	0
7 1 RIC	J KILLIP	0
8 2 BUR	R BENTLEY	0
9 9 RIC	J HENMAN	0

Race: 93 Boys D K1 - 1000m FINAL 1		
1 6 NOT	SIMMS	6:03.43
2 5 CLM	DUFFIELD	6:19.66
3 3 LBZ	BYARD	6:29.96
4 4 WEY	CORDERY	6:41.49
5 1 RDG	RIDDLE	6:42.96
6 8 LBZ	MATTERSON	7:16.49
7 9 RDG	COLYER	7:21.65
8 7 ADS	DEACON	7:24.57
9 2 LBZ	CREAMER	8:08.13

Race: 94 Boys D K1 - 1000m FINAL 2		
1 6 BOA	WEBSTER	6:52.05
2 1 BSF	YOUNG	6:59.61
3 4 BUR	BOWLEY	7:12.43
4 2 WEY	DRISCOLL	7:25.36
5 8 WEY	WELCH	7:49.26
6 9 NOR	HICKS	8:28.03
7 7 WEY	CARY	8:38.48
8 5 ROY	FINNIS	9:13.96

Race: 162 Boys D K1 - 500m Heat 1		
1 6 BSF	J YOUNG	2:51.91
2 2 WEY	A CARY	3:06.05
3 3 LBZ	R CREAMER	3:10.96
4 5 ELM	J THOMAS	3:12.53
5 4 LIN	R WEBSTER	3:14.42
6 1 ROY	B FINNIS	3:14.55
7 7 BUR	R BENTLEY	3:31.05
8 8 CLM	L DUFFIELD	3:33.87
9 9 CLM	J WALKINTON	4:27.03

Race: 163 Boys D K1 - 500m Heat 2		
1 6 BSF	T BRETT	2:48.58
2 9 BAN	I WEIR	2:51.94
3 7 RDG	T RIDDLE	2:55.10
4 4 ADS	T DEACON	3:03.10
5 8 LEI	T GODLIMAN	3:11.02
6 2 NOR	J ISAAC	3:12.35
7 1 WEY	S DRISCOLL	3:13.96
8 3 WOR	C DEARDEN	3:44.61
9 5 ADS	A REEVES	4:38.78

Race: 164 Boys D K1 - 500m Heat 3		
1 2 WEY	J CORDERY	2:49.05
2 1 NOR	A MCDONNELL	2:55.33
3 4 LBZ	D OSBORNE	3:03.61
4 3 WEY	C WELCH	3:04.47
5 6 BAN	M COOKNELL	3:08.74
6 5 NOR	A NEWSON	3:24.94
7 8 ROY	J FINNIS	3:28.21
8 9 CLM	T STANWAY	4:27.10
9 7 WOR	J WICKENS	4:29.72

Race: 165 Boys D K1 - 500m Heat 4		
1 3 BOA	L HOWSON	2:38.75
2 1 LBZ	M MATTERSON	2:50.59
3 4 BOA	J WEBSTER	2:53.38
4 8 LBZ	A MURPHY	2:58.15
5 9 CKP	D CANNON	2:59.10
6 7 NOR	A HICKS	3:06.18
7 2 WOK	S GRANGE	3:08.23
8 6 WEY	M LAMPH	3:12.03
9 5 WOR	R CAVE	3:23.66

Race: 166 Boys D K1 - 500m Heat 5		
1 9 NOT	M SIMMS	2:33.09
2 5 LBZ	N GARSIDE	2:43.51
3 3 RDG	B COLYER	2:51.36
4 6 LEI	M LUNN	2:52.44
5 8 BUR	M WALTERS	3:02.21
6 2 BUR	M BOWLEY	3:03.46
7 7 CLM	C BENNETT	3:19.42
9 1 WOK	J BOYT	3:30.82

Race: 167 Boys D K1 - 500m Heat 6		
1 6 CLM	M DUFFIELD	2:29.54
2 5 LBZ	T BYARD	2:36.88
3 8 NOR	T ISAAC	2:48.45
4 7 LBZ	M FRANKS	2:49.99
5 9 ELM	T SHIEL	3:10.06
6 3 RIC	J KILLIP	3:13.17
7 2 RIC	C BRERETON	3:30.45

Race: 199 Boys D K1 - 500m FINAL 1		
1 4 NOT	M SIMMS	2:50.45
2 8 BSF	T BRETT	2:58.27
3 5 CLM	M DUFFIELD	2:58.39
4 3 BOA	L HOWSON	3:05.03
5 6 LBZ	T BYARD	3:10.06
6 1 WEY	J CORDERY	3:20.12
7 9 LBZ	M FRANKS	3:23.80
8 7 LBZ	N GARSIDE	4:02.05

Race: 200 Boys D K1 - 500m FINAL 2		
1 8 RDG	T RIDDLE	3:11.68
2 6 BSF	J YOUNG	3:12.17
3 5 LBZ	M MATTERSON	3:12.58
4 3 BAN	I WEIR	3:12.70
5 2 BOA	J WEBSTER	3:14.66
6 4 RDG	B COLYER	3:22.06
7 9 LBZ	A MURPHY	3:26.23
8 7 LEI	M LUNN	3:34.69
9 1 NOR	A MCDONNELL	3:45.17

Race: 201 Boys D K1 - 500m FINAL 3		
1 7 LBZ	D OSBORNE	3:15.39
2 6 ADS	T DEACON	3:17.43
3 1 NOR	A HICKS	3:18.73
4 2 WEY	C WELCH	3:18.81
5 9 WOK	S GRANGE	3:20.68
6 8 WEY	A CARY	3:21.50
7 3 BUR	M BOWLEY	3:21.74
8 4 BUR	M WALTERS	3:26.96
9 5 CKP	D CANNON	3:35.92

Race: 10 Boys D K2 - 1000m Heat 1		
1 8 CKP	CANNON/BROOKS	4:56.00
2 4 WEY	LAMPH/WELCH	5:10.83
3 7 ADS	REEVES/DEACON	5:26.21
4 3 RIC	KILLIP/KILLIP	5:34.07
5 2 CLM	STANWAY/BENNETT	5:55.35
6 5 RIC	HENMAN/BRERETON	6:09.95
7 6 ELM	ILLINESI/THOMAS	6:10.25

Race: 11 Boys D K2 - 1000m Heat 2		
1 3 BOA	WEBSTER/HOWSON	4:41.14
2 1 LBZ	OSBORNE/CREAMER	5:00.92
3 5 LBZ	FRANKS/BYARD	5:05.87
4 2 WEY	CORDERY/CARY	5:13.99
7 5 NOR	HICKS/BOWLEY(BUR)	5:23.74
6 8 BUR	WALTERS/BENTLEY	5:38.93
7 4 ROY	FINNIS/FINNIS	5:46.59

Race: 12 Boys D K2 - 1000m Heat 3		
1 2 BSF	BRETT/YOUNG	4:38.43
2 4 LBZ	MATTERSON/MURPHY	4:56.04
3 3 NOR	MCDONNELL/LINNELL	4:56.81
4 8 LEI	GODLIMAN/LUNN	5:18.04
5 6 ELM	THOMAS/SHIEL	5:31.35
6 1 WOK	GRANGE/BOYT	5:32.11
7 5 CLM	DUFFIELD/WALKINTON	6:01.54
8 7 MAI	BANNISTER/KINGSTON	6:02.00

Race: 33 Boys D K2 - 1000m FINAL		
1 4 BOA	WEBSTER/HOWSON	4:34.55
2 5 BSF	BRETT/YOUNG	4:37.91
3 3 LBZ	MATTERSON/MURPHY	4:49.98
4 6 CKP	CANNON/BROOKS	4:52.65
5 2 LBZ	OSBORNE/CREAMER	4:57.64
6 7 NOR	MCDONNELL/LINNELL	5:00.16
7 1 WEY	LAMPH/WELCH	5:03.54
8 9 WEY	CORDERY/CARY	5:11.05

Race: 241 Boys D K2 - 200m Heat 1		
1 7 BSF	BRETT/YOUNG	57.72
2 8 BAN	WEIR/COOKNELL	59.81
3 4 RDG	RIDDLE/COLYER	1:01.58
4 1 LBZ	MATTERSON/MURPHY	1:04.70
5 5 BUR	WALTERS/BENTLEY	1:08.21
6 6 WEY	CORDERY/CARY	1:12.31
7 2 ROY	FINNIS/FINNIS	1:14.88

Race: 242 Boys D K2 - 200m Heat 2		
1 2 NOR	MCDONNELL/LINNELL	59.52
2 8 LBZ	FRANKS/BYARD	1:02.63
3 4 LBZ	OSBORNE/CREAMER	1:05.74
4 7 WOK	GRANGE/BOYT	1:08.40
5 3 RIC	KILLIP/KILLIP	1:14.19
6 1 CLM	DUFFIELD/WALKINTON	1:16.60
7 6 WOR	WICKENS/TERRY	1:27.73

Race: 243 Boys D K2 - 200m Heat 3		
1 6 BOA	WEBSTER/HOWSON	58.44
2 7 NOR	HICKS/BOWLEY(BUR)	1:07.19
3 8 ADS	REEVES/DEACON	1:07.49
4 2 LEI	GODLIMAN/LUNN	1:10.54
6 5 RIC	BRERETON/HENMAN	1:33.22
7 4 WEY	LAMPH/WELCH	1:41.50

Race: 262 Boys D K2 - 200m FINAL		
1 5 BSF	BRETT/YOUNG	1:03.78
2 6 NOR	MCDONNELL/LINNELL	1:06.28
7 7 RDG	RIDDLE/COLYER	1:06.97
4 3 BAN	WEIR/COOKNELL	1:07.99
5 4 BOA	WEBSTER/HOWSON	1:08.41
6 2 LBZ	FRANKS/BYARD	1:09.60
7 1 LBZ	OSBORNE/CREAMER	1:11.84
8 8 LBZ	MATTERSON/MURPHY	1:12.04
9 9 NOR	HICKS/BOWLEY(BUR)	1:15.29

Race: 111 Boys D K4 - 1000m FINAL		
1 4 LBZ	MATTERSON/MURPHY/ FRANKS/BYARD	6:11.21
2 5 WEY	LAMPH/WELCH/ CHILDERSTONE/DRISCOLL	6:47.36
3 8 LBZ	GARSDIE/CREAMER/ OSBORNE/OSBORNE	6:49.82
4 2 RIC	KILLIP/KILLIP/ BRERETON/HENMAN	8:36.64
5 9 ADS	FINNIS/FINNIS/ REEVES/DEACON	8:52.63
6 6 CLM	DUFFIELD/WALKINTON/ STANWAY/BENNETT	9:07.91

Race: 299 Boys D K4 - 200m FINAL		
1 6 LBZ	MATTERSON/MURPHY/ FRANKS/BYARD	56.00
2 1 CLM	DUFFIELD/DUFFIELD/ STANWAY/PARKER	57.37
3 2 BSF	BRETT/HICKMAN/ THOMAS/YOUNG	58.56
4 8 WEY	LAMPH/WELCH/ CHILDERSTONE/DRISCOLL	1:02.39
5 5 CLM	WILCOX/WALKINTON/ BENNETT/WHITEHEAD	1:03.55
6 3 RIC	KILLIP/KILLIP/ BRERETON/HENMAN	1:10.26

Class: GIRLS A

Race: 34 Girls A K1 - 1000m FINAL		
1 1 WEY	R CAWTHORN	4:32.63
2 2 RIC	L BROUGHTON	4:34.87
3 5 ROY	J WALKER	4:36.25
4 3 RDG	A KING	4:39.39
5 4 HER	C SPENCER	4:39.81

Race: 210 Girls A K1 - 500m FINAL		
1 3 RDG	A KING	2:57.13
2 2 HER	C SPENCER	3:00.52
3 4 WEY	R CAWTHORN	3:02.12
4 5 ROY	J WALKER	3:03.20
5 1 RIC	L BROUGHTON	3:19.04
6 6 CHE	C ROWLANDS	3:30.09

Race: 75 Girls A K2 - 1000m FINAL		
1 1 WEY	HILDERLEY/CAWTHORN	5:12.77
2 4 RDG	KING/CHURNSIDE	5:38.79
3 2 BAN	FERGUSON/HOLMES(WOR)	5:40.05
4 7 RIC	BROUGHTON/HALL	5:41.75
5 5 WEY	LAMPH/GODSAVE	6:00.21
6 3 WEY	EDMONDS/STEVENS	6:05.19

Race: 293 Girls A K2 - 200m FINAL		
1 8 WEY	HILDERLEY/CAWTHORN	53.90
2 9 ROY	WALKER/BEER	55.96
3 6 LBZ	DOUGALL/OXTOBY	58.02
4 3 RDG	KING/COLLINS	58.23
5 1 RIC	HALL/RIPPINGTON -WOK	1:00.72
6 5 WEY	LAMPH/GODSAVE	1:00.73
7 2 BAN	FERGUSON/HOLMES(WOR)	1:02.49
8 4 WEY	AYRES/STEVENS	1:02.72

Race: 98 Girls A K4 - 1000m FINAL		
1 2 WEY	EDMONDS/CAWTHORN/ STEVENS/HILDERLEY	5:06.77
2 4 LBZ	DOUGALL/OXTOBY/ BYARD/HARFIELD	5:23.47
3 6 ROY	BEER/FARRINGTON/ FERGUSON/HOLMES(BAN-W)	5:43.73
4 1 RIC	BROUGHTON/HALL/ KILLIP/MARTIN	6:10.52
5 3 ELM	WILLIAMS/ILLINESI/ WARD/ILLINESI	6:31.74

Race: 266 Girls A K4 - 200m FINAL		
1 5 WEY	LAMPH/GODSAVE/ CAWTHORN/HILDERLEY	49.07
2 1 LBZ	DOUGALL/OXTOBY/ BYARD/HARFIELD	50.96
3 6 ROY	FERGUSON/HOLMES/ BEER/FARRINGTON (BAN-)	55.65
4 2 RIC	BROUGHTON/HALL/ KILLIP/MARTIN	1:08.60

Class: GIRLS B

Race: 16 Girls B K1 - 1000m Heat 1		
1 4 LBZ	E DOUGALL	5:04.54
2 6 WEY	F LAMPH	5:06.37
3 3 ELM	M O-CALLAGHAN	5:08.54
4 5 ROY	S BEER	5:09.91
5 1 WEY	A EDMONDS	5:11.38
6 8 BAN	L FERGUSON	5:16.17
7 2 BSF	M HALL	5:16.59
8 7 LBZ	E OXTOBY	5:18.87

Race: 17 Girls B K1 - 1000m Heat 2		
1 7 RIC	K HALL	4:59.67
2 1 BTH	H BROWN	5:05.55
3 5 WEY	E HILDERLEY	5:06.77
4 3 WEY	L GODSAVE	5:12.28
5 2 RDG	J COLLINS	5:13.55
6 4 RDG	A CHURNSIDE	5:20.91

Race: 35 Girls B K1 - 1000m FINAL		
1 5 RIC	K HALL	4:54.37
2 3 WEY	F LAMPH	4:57.33
3 4 LBZ	E DOUGALL	5:02.63
4 2 ELM	M O-CALLAGHAN	5:03.51
5 7 WEY	E HILDERLEY	5:08.89
6 1 WEY	A EDMONDS	5:10.11
7 8 ROY	S BEER	5:14.27
8 6 BTH	H BROWN	5:17.02
9 9 WEY	L GODSAVE	5:53.18

Race: 187 Girls B K1 - 500m Heat 1		
1 8 RIC	K HALL	2:56.03
2 3 WEY	E HILDERLEY	3:03.70
3 4 WEY	L GODSAVE	3:06.09
4 5 WEY	F LAMPH	3:08.05
5 9 LBZ	E OXTOBY	3:10.78
6 6 RDG	A CHURNSIDE	3:19.17
7 2 ROY	S BEER	3:26.12

Race: 188 Girls B K1 - 500m Heat 2		
1 7 LBZ	E DOUGALL	2:51.62
2 8 BAN	L FERGUSON	2:52.15
3 5 BTH	H BROWN	2:54.64
4 1 CHE	J SWALLOW	2:55.51
5 4 BSF	M HALL	3:03.24
6 3 ELM	M O-CALLAGHAN	3:06.60
7 2 RDG	J COLLINS	3:08.65

Race: 208 Girls B K1 - 500m FINAL		
1 7 RIC	K HALL	3:05.86
2 8 WEY	E HILDERLEY	3:07.73
3 6 BTH	H BROWN	3:13.03
4 4 BAN	L FERGUSON	3:22.76
5 1 WEY	L GODSAVE	3:23.21
6 9 ELM	M O-CALLAGHAN	3:32.45
7 2 BSF	M HALL	3:35.67

Class: GIRLS C

Race: 13 Girls C K1 - 1000m Heat 1		
1 5 LBZ	R BYARD	5:12.56
2 3 BSF	G THOMAS	5:18.35
3 2 KEN	E KELLY	5:25.97
4 1 ADS	L NEWMAN	5:28.47
5 7 BAN	S ROONEY	5:35.27
6 4 CLM	X PARKER	5:37.29

Race: 14 Girls C K1 - 1000m Heat 2		
1 1 WEY	P AYRES	5:24.05
2 3 ROY	R FARRINGTON	5:25.78
3 5 ROY	I BODIMEADE	5:30.34
4 4 HER	H REESE	5:32.41
5 2 LBZ	C CREAMER	5:33.11
6 6 NOT	N WHYSALL	5:36.99

Race: 15 Girls C K1 - 1000m Heat 3		
1 5 ADS	M MIDDLEHURST	5:23.66
2 3 ELM	K WILLIAMS	5:26.79
3 4 ELM	E ILLINESI	5:29.48
4 2 WOR	S HOLMES	5:32.79
5 6 ROY	C STADDON	5:34.13
6 1 ROY	A REES	5:46.41

Race: 36 Girls C K1 - 1000m FINAL		
1 5 LBZ	R BYARD	5:17.78
2 3 WEY	P AYRES	5:26.46
3 4 BSF	G THOMAS	5:27.52
4 1 ADS	L NEWMAN	5:30.31
5 6 ADS	M MIDDLEHURST	5:31.61
6 2 KEN	E KELLY	5:34.11
7 7 ROY	R FARRINGTON	5:35.55
8 8 ELM	K WILLIAMS	5:36.66
9 9 ELM	E ILLINESI	6:01.76

Race: 189 Girls C K1 - 500m Heat 1		
1 7 ADS	M MIDDLEHURST	3:01.28
2 6 WOR	S HOLMES	3:04.23
3 3 ELM	K WILLIAMS	3:09.81
4 2 HER	H REESE	3:13.57
5 1 ROY	C STADDON	3:20.81
6 5 LBZ	C CREAMER	3:22.07
7 4 ELM	E ILLINESI	3:54.77

Race: 190 Girls C K1 - 500m Heat 2		
1 5 ROY	R FARRINGTON	3:02.63
2 7 ROY	I BODIMEADE	3:09.09
3 3 ADS	L NEWMAN	3:17.72
4 2 WEY	P AYRES	3:19.51
5 1 NOT	D HAROLD	3:29.22
6 6 ROY	A REES	3:31.03
7 4 KEN	E KELLY	3:31.05

Race: 191 Girls C K1 - 500m Heat 3		
1 6 LBZ	R BYARD	3:00.23
2 5 LBZ	E HARFIELD	3:10.15
3 1 BSF	G THOMAS	3:16.62
4 3 BAN	S ROONEY	3:19.39
5 2 NOT	N WHYSALL	3:25.18
6 4 CLM	S PARKER	3:33.87

Race: 209 Girls C K1 - 500m FINAL		
1 5 LBZ	R BYARD	3:34.21
2 6 ROY	R FARRINGTON	3:36.43
3 8 LBZ	E HARFIELD	3:43.14
4 7 ROY	I BODIMEADE	3:43.32
5 3 WOR	S HOLMES	3:52.47
6 2 ELM	K WILLIAMS	3:52.82
7 9 BSF	G THOMAS	3:57.37

Race: 76 Girls C K2 - 1000m FINAL		
1 3 ROY	FARRINGTON/BODIMEADE	6:03.56
2 7 LBZ	BYARD/HARFIELD	6:08.28
3 2 CLM	PARKER/WHITEHEAD	6:09.35
4 8 ELM	WILLIAMS/ILLINESI	6:21.54
5 9 HER	REES/KELLY(KEN)	6:32.25
6 5 NOT	WHYSALL/HAROLD	6:36.74
7 4 LBZ	CREAMER/ROONEY(BAN)	6:59.24

Race: 283 Girls C K2 - 200m Heat 1		
1 8 LBZ	BYARD/HARFIELD	56.16
2 4 ROY	FARRINGTON/BODIMEADE	57.27
3 7 ROY	REESE/STADDON	58.34
4 5 CLM	PARKER/WHITEHEAD	1:00.15
5 2 NOT	WHISTLE/HAROLD	1:03.17
6 9 ELM	WILLIAMS/ILLINESI	1:03.94
7 6 WEY	AYRES/BONHAM	1:05.43
8 1 LBZ	CREAMER/ROONEY(BAN)	1:06.83

Class: GIRLS D

Race: 5 Girls D K1 - 1000m Heat 1		
1 5 BAN	K WOOD	5:27.40
2 1 CHE	L BURGESS	5:40.67
3 6 WEY	C THOMAS	5:41.79
4 4 ANK	K RILEY	6:19.54
5 3 CLM	S PARKER	6:34.55
6 7 BAN	K STONE	6:36.95
7 8 WOR	E ANDREWS	6:37.76

Race: 6 Girls D K1 - 1000m Heat 2		
1 6 ELM	J ILLINESI	5:35.11
2 8 LBZ	L OXTOBY	5:35.30
3 2 RUN	J ILLIDGE	5:42.11
4 4 ADS	K JACOBS	5:48.69
5 7 LBZ	B GOODLAD	5:58.98
6 1 ANK	J SYKES	6:16.24
7 5 FLA	E SMITH	6:54.81
8 3 WOK	N THOMPSON	6:57.13

Race: 7 Girls D K1 - 1000m Heat 3		
1 8 ELM	A SHIEL	5:43.40
2 5 WEY	H CHILDERSTONE	5:47.35
3 1 WEY	A HAWS	5:48.60
4 3 NOT	L COXON	5:53.68
5 2 WOR	E LEWIS	5:56.82
6 6 ELM	A WARD	6:04.79
7 4 WOR	E HAWTHORN	6:10.32
8 7 WOR	H ORME	6:44.06

Race: 8 Girls D K1 - 1000m Heat 4		
1 7 LBZ	L HUSSEY	5:39.84
2 1 ROY	S REES	5:42.27
3 2 BOA	H SIMMONS	5:42.99
4 4 NOT	S SETH-KAPOOR	5:58.43
5 3 BAN	A MURPHY	6:02.31
6 6 WOK	K HOUNSELL	6:46.70
7 5 WOK	F DUGGAN	6:58.45
8 8 MAI	C WIBREW	7:05.73

Race: 9 Girls D K1 - 1000m Heat 5		
1 6 WEY	V CROUCHER	5:44.70
2 1 RDG	I COLLINS	5:51.36
3 7 LBZ	C SILLITOE	5:54.73
4 5 CLM	H WALKINTON	6:11.27
5 2 RDG	C CHURNSIDE	6:13.46
6 4 WOK	S BURNES	6:39.85

Race: 37 Girls D K1 - 1000m FINAL 1		
1 5 BAN	K WOOD	5:30.29
2 6 LBZ	L OXTOBY	5:33.01
3 3 LBZ	L HUSSEY	5:34.58
4 4 ELM	J ILLINESI	5:39.94
5 2 WEY	C THOMAS	5:44.28
6 1 ROY	S REES	5:54.09
7 9 BOA	H SIMMONS	5:58.15
8 8 RUN	J ILLIDGE	6:03.45
9 7 CHE	L BURGESS	6:13.46

Race: 38 Girls D K1 - 1000m FINAL 2		
1 5 ELM	A SHIEL	5:41.30
2 4 WEY	V CROUCHER	5:44.28
3 6 WEY	H CHILDERSTONE	5:44.37
4 1 LBZ	C SILLITOE	5:47.21
5 3 WEY	A HAWS	5:54.64
6 7 ADS	K JACOBS	5:57.56
7 8 NOT	L COXON	6:06.29
8 9 WOR	E LEWIS	6:08.55

Race: 236 Girls D K1 - 200m Heat 1		
1 2 LBZ	L HUSSEY	1:15.33
2 4 LBZ	L OXTOBY	1:16.56
3 9 WOR	E LEWIS	1:21.30
4 1 BAN	A MURPHY	1:23.22
5 3 BAN	M WOOD	1:23.23
6 6 ANK	J SYKES	1:26.76
7 5 WOR	E HAWTHORN	1:35.32
8 8 CLM	S PARKER	1:39.97

Race: 237 Girls D K1 - 200m Heat 2		
1 1 NOR	L LINNELL	1:15.97
2 8 LBZ	B GOODLAD	1:17.61
3 5 RDG	I COLLINS	1:20.80
4 6 RUN	J ILLIDGE	1:22.17
3 3 WEY	H CHILDERSTONE	1:22.68
6 9 NOT	S NASH	1:23.11
7 7 WEY	A HAWS	1:23.27
8 4 FLA	K STYAN	1:25.85
9 2 BOA	H SIMMONS	1:29.28

Race: 238 Girls D K1 - 200m Heat 3		
1 8 LBZ	C SILLITOE	1:16.74
2 9 NOR	E LINNELL	1:20.89
3 4 ELM	J ILLINESI	1:20.93
4 7 NOT	L COXON	1:21.44
5 1 ROY	S REES	1:23.89
6 2 NOT	S SETH-KAPOOR	1:24.23
7 3 RDG	C CHURNSIDE	1:39.10
8 6 WOK	F DUGGAN	1:47.71

Race: 239 Girls D K1 - 200m Heat 4		
1 5 BAN	K WOOD	1:12.77
2 4 WEY	V CROUCHER	1:17.37
3 2 NOT	B WALKER	1:29.25
4 6 BAN	KATHRYN STONE	1:41.61
5 7 WOK	N THOMPSON	1:49.60

Race: 240 Girls D K1 - 200m Heat 5		
1 6 ELM	E SHIEL	1:15.12
2 8 CHE	L BURGESS	1:16.03
3 9 NOT	R PARKER	1:21.07
4 1 WEY	C THOMAS	1:21.33
5 5 WOR	H ORME	1:38.79
6 4 WOK	S BURNES	1:39.47

Race: 263 Girls D K1 - 200m FINAL 1		
1 5 BAN	K WOOD	1:11.58
2 2 LBZ	L OXTOBY	1:12.17
3 6 LBZ	L HUSSEY	1:13.12
4 9 LBZ	B GOODLAD	1:16.24
5 3 NOR	L LINNELL	1:16.44
6 8 LBZ	C SILLITOE	1:17.00
7 4 ELM	E SHIEL	1:17.65
8 7 CHE	L BURGESS	1:17.97
9 1 WEY	V CROUCHER	1:23.06

Race: 264 Girls D K1 - 200m FINAL 2		
1 7 WOR	E LEWIS	1:22.21
2 6 ELM	J ILLINESI	1:24.55
3 9 WEY	H CHILDERSTONE	1:28.39
4 2 WEY	C THOMAS	1:28.91
5 5 RDG	I COLLINS	1:34.95
6 1 RUN	J ILLIDGE	1:36.95
7 4 NOR	E LINNELL	1:40.52

Race: 96 Girls D K2 - 1000m Heat 1		
1 3 LBZ	GOODLAD/HUSSEY	6:20.61
2 1 WEY	HAWS/THOMAS	6:24.01
3 4 NOT	NASH/SETH-KAPOOR	6:45.82
4 6 WOR	HAWTHORN/LEWIS	6:59.51
5 8 LBZ	OXTOBY/SILLITOE	7:03.86
6 7 WOR	ANDREWS/HOPPER	9:23.41

Race: 97 Girls D K2 - 1000m Heat 2		
1 3 WEY	CHILDERSTONE/CROUCHER	6:38.86
2 7 BOA	SIMMONS/ILLIDGE (RUN)	7:18.31
3 4 ROY	REES/WADSWORTH	7:34.44
4 2 ANK	SYKES/RICKETTS	8:05.33
5 6 NOT	COXON/COBB	8:05.75
6 9 CKP	HEDGES-GOWER/WALTERS	9:44.12

Race: 168 Girls D K2 - 500m Heat 1		
1 5 WOR	HAWTHORN/LEWIS	2:40.32
2 4 NOT	NASH/SETH-KAPOOR	2:47.51
3 7 NOT	COXON/WALKER	2:50.52
4 6 RDG	CHURNSIDE/COLLINS	2:51.78
5 2 FLA	SMITH/STYAN	2:57.92
6 8 CLM	WALKINTON/PARKER	3:02.09
7 1 WOR	ORME/ANDREWS	3:05.27

Race: 169 Girls D K2 - 500m Heat 2		
1 7 WEY	CHILDERSTONE/CROUCHER	2:40.71
2 1 LBZ	OXTOBY/SILLITOE	2:41.75
3 8 BOA	SIMMONS/ILLIDGE -RUN	2:41.89
4 6 ELM	WARD/SHIEL	2:45.89
5 4 BAN	WOOD/WOOD	2:45.95
6 2 ADS	JACOBS/OWEN	2:51.92
7 3 ANK	SYKES/RICKETTS	3:07.35
8 5 CKP	HEDGES-GOWER/WALTERS	3:13.26

Race: 170 Girls D K2 - 500m Heat 3		
1 6 LBZ	GOODLAD/HUSSEY	2:39.58
2 4 WEY	HAWS/THOMAS	2:40.94
3 7 ROY	REES/WADSWORTH	2:41.51
4 1 NOR	LINNELL/LAMBERT	2:58.29
5 3 CLM	WILCOX/TURNER	2:58.53
6 5 WOK	BURNES/DUGGAN	3:01.61
7 2 WOR	HOPPER/GREER	3:23.14

Race: 198 Girls D K2 - 500m FINAL		
1 2 LBZ	OXTOBY/SILLITOE	3:00.53
2 5 LBZ	GOODLAD/HUSSEY	3:07.94
3 4 WOR	HAWTHORN/LEWIS	3:08.17
4 1 ELM	WARD/SHIEL	3:16.42
5 3 WEY	HAWS/THOMAS	3:16.44
6 9 BAN	WOOD/WOOD	3:21.70
7 7 ROY	REES/WADSWORTH	3:33.88
8 8 BOA	SIMMONS/ILLIDGE -RUN	3:36.54

Race: 62 Girls D K4 - 1000m FINAL		
1 8 LBZ	GOODLAD/HUSSEY/ OXTOBY/SILLITOE	5:42.97
2 5 BAN	WOOD/WOOD/ MURPHY/STONE	5:47.31
3 2 NOT	COBB/SETH-KAPOOR/ NASH/COXON	5:48.33
4 7 WEY	CHILDERSTONE/HAWS/ CROUCHER/THOMAS	5:48.59
5 1 WOR	LEWIS/ANDREWS/ ORME/WALKINTON(CLM)	6:25.29
6 3 WOR	HAWTHORN/ORME/ HOPPER/GREER	6:35.76
7 6 CLM	PARKER/WILCOX/ PARKER/TURNER	7:00.27
8 9 RUN	ILLIDGE/ILLIDGE/ BROOKES/WIGNALL	8:00.79

Race: 281 Girls D K4 - 200m Heat 1		
1 4 LBZ	GOODLAD/HUSSEY/ OXTOBY/SILLITOE	59.77
2 8 WEY	CHILDERSTONE/HAWS/ CROUCHER/THOMAS	59.89
3 5 BAN	WOOD/WOOD/ MURPHY/MURPHY	1:03.47
4 6 NOT	WALKER/SETH-KAP/ NASH/COXON	1:06.49
5 2 WOR	ORME/ANDREWS/ HAWTHORNE/LEWIS	1:08.29
6 1 CLM	PARKER/WILCOX/ PARKER/WALKINTON	1:12.40
7 3 WOK	THOMPSON/BURNES/ DUGGAN/SIMMONS (BOA)	1:21.21

Class: Inter Services Men

Race: 2 Inter Services Men K2 1000m FINAL		
1 5 RAF	DUFF/SMITH	4:06.76
2 1 ACU	HERBERT/HEMMING	4:14.74
3 7 ACU	CAPPS/REESE	4:20.54
4 4 ACU	KING/MARTIN	4:24.19
5 8 RAF	LEWIS/CHANDLER	4:28.98
6 2 RAF	BAKER/EVANS	4:54.01
7 9 RNK	MELLY/BERROW- ACU	5:01.39
8 6 RNK	TWISSLETON/CHAPMAN	5:55.52

Race:49 Inter Services Men K1 200m FINAL		
1 8 ACU	REESE	49.87
2 5 ACU	HEMMING	50.98
3 2 ACU	MARTIN	54.51
4 3 RAF	STREETER	56.86
5 6 RAF	HIRST	56.99
6 7 RNK	MAYFIELD	1:04.49
7 4 RNK	CHAPMAN	1:09.22
8 9 RAF	MCLEOD	1:30.16

Race:91 Inter Services Men K1 1000m FINAL		
1 1 ACU	KING	5:19.60
2 5 RAF	DUFF	5:30.83
3 4 ACU	CAPPS	5:32.90
4 3 RNK	TWISSLETON	5:41.41
5 8 RAF	SMITH	5:46.49
6 2 RAF	HIRST	6:02.36
7 7 ACU	HOWSON	6:06.14

Race:160 Inter Services Men K4 500m FINAL		
1 5 ACU	KING/HUTCHINSON/ MARTIN/HOWSON	1:58.35
2 2 ACU	WILCOX/LUCAS/ THORP/HANCOX	2:00.86
3 9 RAF	BAKER/LEWIS/ CHANDER/STREETER	2:02.07
4 8 ACU	LEWIS/COATES/ HALE/MELLY	2:22.11
5 1 RNK	DOBSON/MAYFIELD/ CHAPMAN/HETHAM	2:23.57
6 7 RNK	C-J/CHRISTOFER/ STANGE/HUNT	2:34.55
7 6 RAF	MCLEOD/MORLEY/ RADCLIFFE/EVANS	2:48.02

Race: 207 INTER SERVICES MEN K1 - 500M F		
1 6 RAF	DUFF	2:43.89
2 8 ACU	B REESE	2:49.66
3 5 ACU	D CAPPS	2:53.32
4 9 RAF	SMITH	2:53.41
5 3 RAF	STEETER	3:10.62
6 7 RNK	CHAPMAN	3:34.94
7 1 RNK	TWISSLETON	3:39.61

Class: Inter Services Women

Race:1 Inter Services Women K4 200m FINAL		
1 5 ACU	BAPTY/FOWLER/ GOODALL/KELLETT	0
2 3 RAF	COOK/JONES/ STUART/MARTIN	0
3 8 ACU	WILLIAM/PETERSON/ WALTON/RADFORD	0

Race:48 Inter Services Women K2 200m FINAL		
1 3 ACU	BAPTY/FOWLER	1:00.09
2 6 ACU	GOODALL/KELLETT	1:06.99
3 9 ACU	WALTON/PETERSON	1:12.50
4 7 RAF	JONES/MARTIN	1:13.65
5 2 RNK	DOBSON/ATKINSON	1:15.65
6 5 RNK	ADAMSON/GEDRYCH	1:32.30

Race:161 Inter Services Women K1 500m FINAL		
1 7 ACU	FOWLER	2:47.25
2 1 ACU	BAPTY	2:55.04
3 4 ACU	GOODALL	2:59.67
4 8 RAF	MARTIN	3:19.18
5 9 RNK	ATKINSON	3:19.38
6 6 RNK	COXON	3:42.15
7 5 RAF	JONES	3:42.81
8 3 RNK	DOBSON	4:01.26

Race:206 Inter Services Women K2 500m FINAL		
1 3 ACU	GOODALL/KELET	2:57.94
2 6 ACU	BAPTY/FOWLER	3:03.26
3 9 ACU	WALTON/RADFORD	3:30.69
4 5 RNK	DOBSON/ATKINSON	3:38.34
5 7 RAF	MARTIN/JONES	3:40.84
7 2 RNK	ADAMSON/COXON	4:23.49
8 1 RAF	COOK/STUART	6:19.17

Class: Junior Men Canoe

Race: 234 Junior C C1 - 200m Heat 1		
1 2 FLA	J STYAN	1:10.97
2 4 FLA	D MEIKLE	1:11.15
3 7 RIC	M DUCK	1:16.55
4 3 FLA	A DRESCH	1:31.03
5 8 FLA	J SMITH	1:42.81

Race: 235 Junior C C1 - 200m Heat 2		
1 5 BAN	R WEIR	1:08.33
2 3 BAN	I WEIR	1:11.60
3 6 FLA	M TRAIN	1:12.31
4 2 RIC	J SMYTHE	1:20.84

Race: 255 Junior C C1 - 200m FINAL		
1 6 FLA	D MEIKLE	1:05.37
2 4 FLA	J STYAN	1:06.16
3 5 BAN	R WEIR	1:09.32
4 7 FLA	M TRAIN	1:12.02
5 3 BAN	I WEIR	1:12.41
6 2 RIC	M DUCK	1:16.11
7 1 FLA	A DRESCH	1:21.81
8 8 RIC	J SMYTHE	1:22.80
9 9 FLA	J SMITH	1:56.97

Class: MENS B CANADIAN

Race: 230 Mens B C1 - 200m Heat 1		
1 7 LBZ	M LAWRENCE	1:00.44
2 4 FLA	G HUNT	1:06.78
3 6 SDS	C CHAPMAN	1:07.24
4 8 FLA	E POULTER	1:28.32

Race: 231 Mens B C1 - 200m Heat 2		
1 2 RLS	A SATERNUS	1:09.03
2 8 FLA	S TRAIN	1:10.95
3 6 CLM	R CROOKS	1:37.16
4 3 WOR	R ETHERIDGE	2:11.04

Race: 256 Mens B C1 - 200m FINAL		
1 5 LBZ	M LAWRENCE	59.37
2 7 FLA	S TRAIN	1:00.44
3 6 SDS	C CHAPMAN	1:04.30
4 3 RLS	A SATERNUS	1:07.47
5 4 FLA	G HUNT	1:08.10
6 8 CLM	R CROOKS	1:28.44
7 2 FLA	E POULTER	1:43.47
8 1 WOR	R ETHERIDGE	2:26.35

Race: 63 Mens B C2 - 1000m Heat 1		
1 2 FLA	SMITH/TRAIN	5:25.41
2 5 FLA	STYAN/TRAIN	6:04.02
3 6 RIC	DUCK/SMYTHE	7:08.85
4 3 FLA	DRESCH/POULTER	7:16.45
5 1 CLM	CROOKS/WILKES	8:04.56

Race: 64 Mens B C2 - 1000m Heat 2		
1 1 POL	SIKONSKI/WECKOWSKI	5:10.34
2 3 WEY	JAMIESON/WILLIAMS	5:46.87
3 4 BAN	WEIR/WEIR	6:05.85
4 5 POL	BORDOWIAK/RZEPINSKI	6:09.89

Race: 87 Mens B C2 - 1000m FINAL		
1 4 POL	SIKONSKI/WECKOWSKI	5:14.07
2 1 POL	BORDOWIAK/RZEPINSKI	5:20.78
3 5 FLA	SMITH/TRAIN	5:48.67
4 3 WEY	JAMIESON/WILLIAMS	5:56.23
5 2 BAN	WEIR/WEIR	6:12.30
6 6 FLA	STYAN/TRAIN	6:46.71
7 7 RIC	DUCK/SMYTH	7:32.50
8 8 FLA	DRESCH/POULTER	9:19.31
9 9 CLM	CROOKS/WICKES	10:36.48

Race: 276 Mens B C2 - 200m Heat 2		
1 4 POL	SIKONSKI/WECKOWSKI	55.13
2 9 POL	BORDOWIAK/RZEPINSKI	56.58
3 8 FLA	MEIKLE/HUNT	59.46
4 6 WEY	JAMIESON/WILLIAMS	1:05.50
5 5 BAN	WEIR/WEIR	1:07.56
6 3 FLA	POULTER/DRESCH	1:15.58
7 2 RIC	DUCK/SMYTH	1:16.60
8 1 FLA	STYAN/SMITH	1:18.81
9 7 CLM	CROOKES/SUTTLE	1:38.71

Race: 4 Mens B/C C4 - 1000m FINAL
 1 2 POL SIKONSKI/WECKOWSKI/ 4:12.69
 BONKOWIAK/RZEPINSKI
 2 1 FLA TRAIN/TRAIN/ 4:17.80
 TRAIN/POULTER
 3 3 FLA HUNT/STYAN/ 4:24.33
 DRESCH/MEIKLE

Race: 159 Mens B/C C4 - 500m FINAL
 1 2 FLA TRAIN/TRAIN/ 2:04.78
 TRAIN/POULTER
 2 1 POL BOKKOWIAK/RZEPINSKI/ 2:04.79
 SIKORSKI/WECKOWSKI
 3 4 FLA HUNT/STYAN/ 2:19.05
 DRESCH/MEIKLE

Class: MENS A

Race: 23 Mens A K1 - 1000m Heat 2
 1 1 WEY P WYCHERLEY 3:57.67
 2 2 ELM J SAWERS 4:01.36
 3 3 RDG A DANIELS 4:03.43
 4 5 RDG T DANIELS 4:05.31
 5 7 ELM B BROWN 4:06.79
 6 6 RDG S HASTINGS 4:07.71
 7 4 RIC B IRVINE 4:09.25
 8 8 RIC B STEAD 4:16.77
 9 9 ROY J BOYNTON 4:17.80

Race: 204 Mens A K1 - 500m FINAL
 1 6 WEY P WYCHERLEY 2:11.23
 2 9 RIC B STEAD 2:13.27
 3 4 ELM B BROWN 2:13.69
 4 3 RDG A DANIELS 2:13.88
 5 5 RDG S HASTINGS 2:16.65
 6 8 ELM J SAWERS 2:18.36
 7 7 ROY J BOYNTON 2:19.10
 8 2 CLM K MOULE 2:21.61
 9 1 RIC B IRVINE 2:26.03

Race: 67 Mens A K2 - 1000m FINAL
 1 1 RDG DANIELS/HASTINGS 4:15.34
 2 2 ELM BROWN/SAWERS 4:21.74
 3 5 WEY WYCHERLEY/SIMMONS 4:27.35
 4 4 RIC IRVINE/STEAD 4:30.17
 5 6 ROY BOYTON/WILLIAMS 4:39.77
 6 3 RDG DANIELS/SEAFORD 4:39.84

Race: 252 Mens A K2 - 200m FINAL
 1 1 RDG DANIELS/HASTINGS 44.07
 2 2 RIC IRVINE/STEAD 44.69
 3 4 ELM BROWN/SAWERS 45.71
 4 3 WEY WYCHERLEY/SIMMONS 46.14
 5 7 HER BURGOYNE/SPENCER 46.92
 6 6 ROY BOYTON/WILLIAMS 51.90

Race: 113 Mens A/B K4 - 1000m FINAL
 1 3 RDG DANIELS/SEAFORD/ 4:08.20
 DANIELS/HASTINGS
 2 5 RIC IRVINE/STEAD/ 4:10.92
 DE TOIT/HENDRON
 3 1 WEY HOBROUGH/CROUCHER/ 4:11.20
 WILLIAMS/SIMMONS
 4 7 ELM SAWERS/SAWERS/ 4:17.65
 HARRIS/BROWN
 5 2 NOT BAKER/WINSTANLEY/ 4:19.79
 CLARK/GOLDER
 6 6 RUN ILLIDGE/BROOKES/ 4:38.90
 MAYERS/LANG
 7 4 RIC MUNGROVE/STROMSOE/ 4:42.43
 SHELLEY/CLIFTON

Race: 285 Mens A/B K4 - 200m FINAL
 1 5 RDG DANIELS/SEAFORD/ 40.25
 DANIELS/HASTINGS
 2 6 CLM MOULE/SHEPHARD/ 41.21
 MOULE/HOWE
 4 4 NOT BAKER/WINSTANLEY/ 45.45
 CLARK/GOLDER

Class: MENS B

Race: 70 Mens B K1 - 1000m Heat 1
 1 2 RUN J MAYERS 5:15.43
 2 5 KEN A KELLY 5:19.73
 3 6 WOK O HARDING 5:31.66
 4 1 NOT R GOLDER 5:32.74
 5 9 ELM L SAWERS - WAK 5:40.92
 6 8 NOT S HICKS 6:04.95
 7 7 CLM O SHEPHARD 6:11.64

Race: 71 Mens B K1 - 1000m Heat 2
 1 1 WEY R WILLIAMS 5:13.09
 2 8 RLS R FORBES 5:20.81
 3 4 BSF J SURRAGE 5:25.66
 4 7 NOT R BAKER 5:35.58
 5 6 RIC S CLIFTON 5:37.35
 6 9 HER R KING 5:41.64

Race: 72 Mens B K1 - 1000m Heat 3
 1 2 RLS R FARRINGTON 5:07.10
 2 3 NOR R KILBOURN 5:11.27
 3 6 RIC D DE TOIT 5:16.23
 4 4 NOR D PENDLE 5:18.28
 5 7 WEY P GUNNEY 5:20.97
 6 1 HER S THROWER 5:23.14

Race: 95 Mens B K1 - 1000m FINAL
 1 1 RLS R FORBES 4:56.27
 2 3 RUN J MAYERS 5:09.35
 3 4 NOR R KILBOURN 5:13.78
 4 5 RLS R FARRINGTON 5:15.79
 5 6 WEY R WILLIAMS 5:16.87
 6 7 RIC D DE TOIT 5:17.59
 7 2 NOR D PENDLE 5:19.32
 8 8 KEN A KELLY 5:38.66
 9 9 WEY P GUNNEY 5:44.34

Race: 227 Mens B K1 - 200m Heat 1
 1 8 RLS A HERBERT 50.74
 2 7 RIC D DE TOIT 51.89
 3 3 WEY R WILLIAMS 53.09
 4 2 RDG D SEAFORD 56.27

Race: 228 Mens B K1 - 200m Heat 2
 1 9 RLS R FORBES 49.09
 2 4 WEY P GUNNEY 49.81
 3 5 BSF J SURRAGE 51.52
 4 8 WEY J SIMMONS 52.80
 5 6 NOT R BAKER 52.95

Race: 229 Mens B K1 - 200m Heat 3
 1 5 CLM O SHEPHARD 51.18
 2 6 NOT R WINSTANLEY 52.60
 3 9 RLS R FARRINGTON 52.91
 4 7 HER S THROWER 54.25
 5 3 NOT R GOLDER 54.68
 6 4 NOT S HICKS 55.15

Race: 257 Mens B K1 - 200m FINAL
 1 5 RLS R FORBES 49.93
 2 6 RLS A HERBERT 51.35
 3 4 WEY P GUNNEY 51.64
 4 7 BSF J SURRAGE 53.27
 5 1 WEY J SIMMONS 53.37
 6 2 RIC D DE TOIT 53.80
 7 8 NOT R WINSTANLEY 54.65
 8 9 RLS R FARRINGTON 54.78
 9 3 CLM O SHEPHARD 55.81

Race: 26 Mens B K2 - 1000m Heat 1
 1 2 TON NEALE/KELLY (KEN) 4:00.73
 2 1 RUN MAYERS/SURRAGE (BSF) 4:01.83
 4 3 WEY CROUCHER/HOBROUGH 4:03.01
 4 3 RIC DE TOIT/CLIFTON 4:03.12
 5 5 WEY DIMMOCK/AYRES 4:03.52

Race: 27 Mens B K2 - 1000m Heat 2
 1 6 RLS HERBERT/FORBES 4:02.46
 2 3 NOT GOLDER/CLARK 4:05.23
 3 5 NOT BAKER/WINSTANLEY 4:05.41
 4 2 NOR PENDLE/KILBOURN 4:07.61
 5 4 RIC SHELLEY/STROMSOE 4:19.10

Race: 43 Mens B K2 - 1000m FINAL
 1 1 NOT BAKER/WINSTANLEY 4:07.75
 2 5 TON NEALE/KELLY (KEN) 4:09.67
 3 3 WEY CROUCHER/HOBROUGH 4:10.43
 4 6 RLS HERBERT/FORBES 4:10.44
 5 2 WEY DIMMOCK/AYRES 4:11.68
 6 4 RUN MAYERS/SURRAGE (BSF) 4:17.97
 7 7 RIC DE TOIT/CLIFTON 4:19.62
 8 8 NOT GOLDER/CLARK 4:25.39
 9 9 NOR PENDLE/KILBOURN 4:26.27

Race: 185 Mens B K2 - 500m Heat 1
 1 7 RLS HERBERT/FORBES 2:14.33
 2 2 NOT BAKER/WINSTANLEY 2:14.67
 3 5 NOT GOLDER/CLARK 2:15.59
 4 3 RIC DE TOIT/SHELLEY 2:18.96
 5 1 CLM MOULE/SHEPHARD 2:19.11
 6 6 WEY ROESER/AYRES 2:22.23

Race: 186 Mens B K2 - 500m Heat 2
 1 3 TON NEALE/KELLY -KEN 0
 2 2 WEY CROUCHER/HOBROUGH 0
 3 6 NOR PENDLE/KILBOURN 0
 4 7 HER BURGOYNE/THROWER 0

Race: 205 Mens B K2 - 500m FINAL
 1 5 RLS HERBERT/FORBES 2:08.66
 2 8 TON NEALE/KELLY -KEN 2:11.45
 3 1 WEY CROUCHER/HOBROUGH 2:11.65
 4 4 NOT BAKER/WINSTANLEY 2:12.86
 5 6 NOT GOLDER/CLARK 2:15.64
 6 3 RIC DE TOIT/SHELLEY 2:18.89
 7 7 CLM MOULE/SHEPHARD 2:22.32
 8 9 HER BURGOYNE/THROWER 2:23.34
 9 2 WEY ROESER/AYRES 2:25.92

Class: MENS C

Race: 106 Mens C K1 - 1000m Heat 1
 1 4 RIC P SHELLEY 6:00.72
 2 5 WEY A HENSON 6:12.84
 3 2 ANK C FLEESON 6:34.37

Race: 107 Mens C K1 - 1000m Heat 2
 1 2 RIC R HENDRON 5:43.73
 2 7 ADS C PERIERA 5:50.99
 3 1 NOT L GARTON 6:11.39
 4 6 CLM T HEAD 6:16.66
 5 3 WEY M WALSH 6:40.62
 6 5 NOR C SCHOFIELD 6:45.65

Race: 253 Mens C K1 - 200m Heat 1
 1 5 ADS C PERIERA 52.86
 2 1 BUR S DEAN 54.26
 3 4 NOT L GARTON 56.09
 4 6 BTH J BURRELL 56.26
 5 2 ANK S RICKETTS 57.13
 6 7 ANK C FLEESON 1:00.40

Race: 254 Mens C K1 - 200m Heat 2
 1 6 WOR R ETHERIDGE 54.47
 2 7 CLM T HEAD 55.85
 3 2 WEY M WALSH 56.47
 4 9 RDG J DRUMMOND 56.75
 5 8 WEY A HENSON 58.71

Race: 277 Mens C K1 - 200m FINAL
 1 2 BTH J BURRELL 52.87
 2 5 ADS C PERIERA 52.97
 3 9 ANK S RICKETTS 54.65
 4 3 CLM T HEAD 55.32
 5 7 NOT L GARTON 57.06
 6 8 WEY M WALSH 57.17
 7 1 RDG J DRUMMOND 57.72
 8 6 WOR R ETHERIDGE 59.72

Race: 29 Mens C/D K2 - 1000m FINAL
 1 9 RIC HENDRON/MUNGOVAN 4:20.82
 2 1 NOR SCHOFIELD/BIDLE 4:22.20
 3 3 ANK FLEESON/RICKETTS 4:24.15
 4 8 WEY HENSON/COLLINS 4:24.29
 5 6 WEY NICHOLSON/WALSH 4:32.41
 6 7 RIC HAGUE/ELKS 4:35.93
 7 5 CLM HEAD/SHEPHARD 4:41.75
 8 2 RDG BATTISON/EDE 5:03.65

Race: 176 Mens C/D K2 - 500m Heat 1
 1 3 ANK FLEESON/RICKETTS 2:19.30
 2 6 RDG DRUMMOND/EDE 2:20.53
 3 2 WEY HENSON/COLLINS 2:21.06
 4 8 LBZ SLIGHT/WHITE 2:21.84
 5 4 WEY NICHOLSON/WALSH 2:22.93
 6 5 RIC HAGUE/ELKS 2:26.11
 7 7 MAI THOMPSON/JACKSON 2:55.95

Race: 177 Mens C K2 - 500m Heat 2
 1 1 RDG DEAN/LAWRENSON 2:13.35
 2 5 RIC HENDRON/MUNGOVAN 2:18.91
 3 7 HER BAILEY/STOTT 2:20.23
 4 2 NOR SCHOFIELD/BIDLE 2:20.83
 5 3 CLM HEAD/HOWE 2:20.95
 6 4 WEY LUCK/BURTON 2:43.04

Race: 195 Mens C/D K2 - 500m FINAL
 1 5 RDG DEAN/LAWRENSON 2:11.93
 2 4 RIC HENDRON/MUNGOVAN 2:14.10
 3 6 ANK FLEESON/RICKETTS 2:14.51
 4 7 RDG DRUMMOND/EDE 2:17.42
 5 9 LBZ SLIGHT/WHITE 2:17.86
 6 8 CLM HEAD/HOWE 2:18.35
 7 1 WEY HENSON/COLLINS 2:18.45
 8 2 NOR SCHOFIELD/BIDLE 2:18.68
 9 3 HER BAILEY/STOTT 2:22.90

Race: 81 Mens C/D K4 - 1000m FINAL
 1 2 RIC HENDRON/SHELLEY/ 4:23.18
 STROMSOE/MUNGOVAN
 2 4 WEY HENSON/COLLINS/ 4:38.37
 NICHOLSON/WALSH
 3 6 LBZ SHARP/SLIGHT/ 4:43.77
 LAWRENCE/DOUGALL
 4 3 CLM HEAD/SHEPHARD/ 4:44.88
 CROOKS/DOMAN
 5 5 ANK FLEESON/RICKETTS/ 4:59.04
 SYKES/RILEY

Race: 304 Mens C/D K4 - 200m FINAL
 1 6 CLM HEAD/SHEPHARD/ 48.81
 CROOKS/WHITEHEAD
 2 4 RDG DRUMMOND/EDE/ 50.10
 COLYER/CHURNSIDE
 3 3 LBZ SHARP/SLIGHT/ 50.30
 WHITE/DOUGALL
 4 1 WEY HENSON/COLLINS/ 52.96
 NICHOLSON/WALSH

Class: MENS D

Race: 278 Mens D K1 - 200m FINAL
 1 6 RDG L EDE 53.63
 2 9 MAI A JORDAN 58.26
 3 8 MAI T THOMPSON 58.53
 4 2 CLM E SHEPHARD 1:00.60
 5 7 BAN C WARLAND 1:05.49
 6 5 BTH T MCKEEVER 1:24.95

Class: Paddlability

Race:46 Paddlability K2 - 200m FINAL 1
 1 2 PEN OLDHAM/BROWN 1:02.65
 2 3 NWK HANDS/RICHARDSON 1:03.51
 3 1 NWK BAINES/COTTON 1:07.90

Race:47 Paddlability K2 - 200m FINAL 2
 1 1 MAI GARDNER/TAYLOR (NED) 1:18.34
 2 2 NWK MILLS/WOOD 1:23.57
 3 3 NWK OSMOND/RUSS 1:54.50

Race:102 Paddlability K1 - 1000m FINAL 1
 1 8 NWK A DEXTER 10:46.94
 2 3 PEN J OLDHAM 10:54.06
 3 4 MAI M TAYLOR 14:18.62

Class: Touring Canadian

Race: 99 Touring Canadian - 1000m FINAL
1 5 CLM SHIPP/DOMAN 9:23.02
2 1 RDG BATTISON/FRANKLAND 11:38.75
3 4 BSF SURRAGE/BRETT 12:45.22

Race: 213 Touring Canadian - 200m F
1 4 CLM COZENS/SHIPP 1:41.32
2 2 RDG FRANKLAND/BATTISON 1:49.30
3 1 BSF BAKER/ALDAM 1:49.63
5 5 RDG KING/BILLINGHAM 3:09.08

Class: Master A

Race: 158 National Champs Masters A/B K4 5km
1 NOT MASON/LITTLEWOOD 22:20
2 WOR HOLMES/MORAN/
BIRD/HAWTHORN 23:59
5 LIN ROBERTSON/OLIVER
CARTER/JARRATT 26:43

Race: 108 Masters A K1 - 1000m FINAL
1 5 NOT D BELBIN 5:42.70
2 8 RIC N GARNER 5:52.15
3 9 RUN P BROOKES 6:15.99
4 6 NOT R LITTLEWOOD 6:16.38
5 7 WOR J BIRD 6:17.63
6 4 RIC S MARTIN 6:49.70

Race: 269 Masters A K1 - 200m FINAL
1 7 NOT R LITTLEWOOD 59.90
2 3 RIC S MARTIN 1:01.86
3 8 RUN P BROOKES 1:02.44
4 1 WOR T PHILIPS 1:04.04
5 5 WEY D COLLINS 1:05.24
6 6 RUN G ILLIDGE 1:05.36

Race: 51 Masters A K2 - 1000m FINAL
1 3 NOT BELBIN/BAGSHAW 4:36.18
2 6 NOT LITTLEWOOD/NADAL 4:48.11
3 2 RIC MARTIN/PEARCE 4:48.42
4 5 RIC BARNES/GARNER 4:50.83

Race: 302 Masters A K2 - 200m FINAL
1 5 NOT BELBIN/BAGSHAW 52.62
2 2 NOT LITTLEWOOD/NADAL 56.47

Race: 196 Masters A/B K4 500m Heat 1
1 3 NOT NADAL/LITTLEWOOD/
BELBIN/BAGSHAW 2:04.63
2 5 WOR HOLMES/MORAN/
BIRD/HAWTHORN 2:10.75
3 1 RDG DANIELS/RALPH/
KING/MAINPRIZE 2:21.55
4 8 CLM HEAD/DAINES/
DOMAN/SHIPP (BAD) 2:22.26
5 2 BAN PEARCE/MURPHY/
WARREN/ROBINS 2:33.89
6 7 LIN JARRATT/CARTER/
TONNER/WEBSTER 2:32.42

Race: 197 Masters A/B K4 500m Heat 2
1 2 WOK BURNESSE/HEWETT/
SIVERSTON/HOWSON 2:08.48
2 1 RIC WETHERALL/STONEHOUSE/
GARNER/MARTIN 2:09.13
3 4 WEY CHILDERSTONE/HAWS/
TERRY/BURTON 2:12.96
4 5 LIN ROBERTSON/OLIVER/
WALKER/LAWRENSON(BUR) 2:28.58
5 7 MAI JACKSON/JORDAN/
BANNISTER/JORDAN 2:29.68
6 3 BSF WRIGHT/BAKER/
BRETT/ALDAM 3:46.58

Race: 214 Masters A/B K4 - 200m FINAL
1 5 NOT NADAL/LITTLEWOOD/
BELBIN/BAGSHAW 49.05
2 8 CLM HEAD/DAINES/ 51.08
DOMAN/SHIPP (BAD)
3 7 WEY CHILDERSTONE/HAWS/
TERRY/BURTON 51.95
4 4 WOK BURNESSE/HEWETT/
SIVERSTON/HOWSON 52.32
5 6 RIC WETHERALL/STONEHOUSE/
GARNER/MARTIN 52.72
6 3 WOR HOLMES/MORAN/
BIRD/HAWTHORN 53.07
7 9 MAI JACKSON/JORDAN/
BANNISTER/JORDAN 59.09
8 1 LIN ROBERTSON/OLIVER/
WALKER/LAWRENSON(BUR) 1:08.88
9 2 RDG DANIELS/RALPH/
KING/MAINPRIZE 1:09.41

Class: Master B

Race: 82 Masters B K1 - 1000m Heat 1
1 6 TON A INCE 6:18.87
2 7 ADS A DODSON 6:37.76
3 4 WOK P HOWSON 6:40.53
4 2 BSF P SURRAGE 7:00.41

Race: 83 Masters B K1 - 1000m Heat 2
1 5 WOR S DAVIES 5:55.80
2 2 LIN P WILKINSON 6:17.68
3 7 KEN G BAINBRIDGE 7:01.51
4 6 LIN P JARRATT 7:17.06
5 1 RIC N THOMAS 7:29.01
6 9 MAI G JACKSON 9:45.35

Race: 84 Masters B K1 - 1000m Heat 3
1 4 NOT M NADAL 0
2 9 MAI D JORDAN 0
3 3 RIC P BARNES 0
4 6 LIN D ROBERTSON 0
5 7 HER N DAVIES 0

Race: 109 Masters B K1 - 1000m FINAL 1
1 6 NOT M NADAL 6:34.72
2 4 LIN S DAVIES 6:35.98
3 9 NOT N MASON 6:59.18
4 1 MAI D JORDAN 7:00.87
5 5 TON A INCE 7:21.64
6 7 RIC G STONEHOUSE 7:23.20
7 3 LIN G CARTER 7:30.70
8 8 LIN P WILKINSON 8:00.32

Race: 110 Masters B K1 - 1000m FINAL 2
1 5 LBZ S BARRELL 7:00.13
2 1 LIN P JARRATT 8:01.48
3 7 LIN C TONNER 8:20.72

Race: 244 Masters B K1 - 200m Heat 1
1 3 NOT M NADAL 1:03.11
2 6 WOR M MORAN 1:03.59
3 4 ADS N REEVES 1:11.31
4 1 NOT T WEBB 1:13.52

Race: 245 Masters B K1 - 200m Heat 2
1 1 RDG N DANIELS 1:01.22
2 9 LIN G CARTER 1:04.59
3 5 RDG N FRANKLAND 1:06.67
4 2 NOR A HICKS 1:16.46
5 8 LIN P JARRATT 1:18.82

Race: 246 Masters B K1 - 200m Heat 3
1 6 WEY M CHILDERSTONE 1:03.20
2 8 RIC P BARNES 1:04.63
3 2 ADS A DODSON 1:04.92
4 5 WOR A HOLMES 1:05.82
5 7 BAN I WARREN 1:10.22
6 1 RDG P RALPH 1:15.56

Race: 247 Masters B K1 - 200m Heat 4
1 2 WOK P HOWSON 1:00.21
2 8 WEY A BURTON 1:08.19
3 9 RIC G STONEHOUSE 1:08.67
4 5 WOK O SIVERSTON 1:10.56
5 6 GAI J BROWN 1:15.05

Race: 248 Masters B K1 - 200m Heat 5
1 1 LBZ S BARRELL 1:04.55
2 3 NOT N MASON 1:11.44
3 9 BAD R DAINES 1:12.29
4 8 TON A INCE 1:13.89
5 6 HER L DAVIES 1:24.98

Race: 270 Masters B K1 - 200m FINAL 1
1 5 WOK P HOWSON 1:04.79
2 8 LIN G CARTER 1:05.13
3 4 RDG N DANIELS 1:06.41
4 9 ADS A DODSON 1:09.76
5 6 NOT M NADAL 1:09.88
6 3 WEY M CHILDERSTONE 1:10.52
7 7 WOR M MORAN 1:11.02
8 2 LBZ S BARRELL 1:19.02
9 1 RIC P BARNES 1:21.42

Race: 271 Masters B K1 - 200m FINAL 2
1 4 RDG N FRANKLAND 1:05.63
2 8 ADS N REEVES 1:07.57
3 6 WEY A BURTON 1:09.62
4 3 RIC G STONEHOUSE 1:10.13
5 5 WOR A HOLMES 1:10.45
6 7 BAN I WARREN 1:14.55
7 1 NOT N MASON 1:14.57

Race: 30 Masters B K2 - 1000m Heat 1
1 4 WOR HAWTHORN/DAVIES 4:32.40
2 8 MAI BANNISTER/JORDAN 4:41.43
3 1 ADS DODSON/REEVES 4:44.13
4 2 RDG FRANKLAND/MAINPRIZE 4:44.40
5 7 NOR GRADY/HICKS 5:17.53
6 5 NOT NADAL/WEBB 5:22.22

Race: 31 Masters B K2 - 1000m Heat 2
1 3 WOR HOLMES/MORAN 4:32.14
2 2 WOK BURNESSE/HEWETT 4:34.03
3 6 TON INCE/BAINBRIDGE (KEN) 4:49.68
4 1 LIN JARRATT/CARTER 4:56.26
5 5 HER DAVIES/CHAMP 4:56.37
6 8 RIC STONEHOUSE/THOMAS 5:05.66
7 4 LIN OLIVER/ROBERTSON 5:18.86
8 7 WEY ROSSITER/BRIGGS 5:42.74

Race: 32 Masters B K2 - 1000m Heat 3
1 1 WOK MARTIN/HOWSON 4:26.07
2 5 RDG DANIELS/RALPH 4:34.09
3 6 WEY CHILDERSTONE/TERRY 4:38.90
4 7 RIC BARNES/HARNETT 4:52.46
5 2 CLM HEAD/DOMAN 4:58.06
6 4 BUR WALKER/LAWRENSON 5:07.23
7 3 BSF WRIGHT/BRETT 5:35.96

Race: 52 Masters B K2 - 1000m FINAL
1 4 WOR HOLMES/MORAN 4:55.00
2 2 WEY CHILDERSTONE/TERRY 4:56.00
3 7 RDG DANIELS/RALPH 5:00.52
4 3 WOK BURNESSE/HEWETT 5:04.38
5 6 WOR HAWTHORN/DAVIES 5:05.85
6 8 MAI BANNISTER/JORDAN 5:16.83
7 1 ADS DODSON/REEVES 5:22.81
8 9 RDG FRANKLAND/MAINPRIZE 5:36.48

Race: 287 Masters B K2 - 200m Heat 1
1 5 NOT MASON/WEBB 1:00.52
2 1 NOR HICKS/HICKS 1:07.23

Race: 288 Masters B K2 - 200m Heat 2
1 5 RDG DANIELS/RALPH 56.31
2 2 WOK BURNESSE/HEWETT 57.55
3 1 WEY CHILDERSTONE/TERRY 1:01.32

Race: 289 Masters B K2 - 200m Heat 3
1 2 MAI BANNISTER/JORDAN 56.21
2 3 CLM HEAD/DOMAN 57.30
3 1 RDG FRANKLAND/MAINPRIZE 57.96
4 6 WOR HOLMES/MORAN 59.65
5 4 ADS DODSON/REEVES 1:06.03

Race: 303 Masters B K2 - 200m FINAL
1 2 WOR HOLMES/MORAN 55.17
2 4 RDG DANIELS/RALPH 55.66
3 5 MAI BANNISTER/JORDAN 55.75
4 3 WOK BURNESSE/HEWETT 55.93
5 1 WEY CHILDERSTONE/TERRY 56.33
6 8 NOT MASON/WEBB 56.76
7 6 CLM HEAD/DOMAN 58.50
8 7 RDG FRANKLAND/MAINPRIZE 58.67
9 9 ADS DODSON/REEVES 1:09.36

Class: WOMENS B

Race: 90 Womens B K1 - 1000m FINAL
1 1 ELM N TAYLOR 5:19.16
2 7 NOT V SURRAGE 5:44.39
3 2 NOT S BRAITHWAITE 5:48.83
4 5 NOR R SCHOFIELD 5:57.32
5 4 ELM R BATES 6:09.26
6 8 ELM R BRIXEY 6:38.99

Race: 192 Womens B K1 - 500m FINAL
1 8 ELM N TAYLOR 2:45.38
5 2 NOT V SURRAGE 2:48.31
3 6 HER J SPENCER 2:50.67
4 3 CHE K DAWSON 2:57.93
5 9 ELM R BRIXEY 3:00.21
6 1 NOT S BRAITHWAITE 3:03.09
7 2 ELM R BATES 3:06.37
8 4 NOR R SCHOFIELD 3:13.42
9 7 ELM F NEGUS 3:24.93

Race: 24 Womens B K4 - 1000m Heat 1
1 2 NOT SURRAGE/BRAITHWAITE/
OUGHTON/PARSONS 4:14.95
2 4 ELM BATES/BRIXEY/
NEGUS/TAYLOR 4:16.62
3 3 CLM MARA/BIRBECK/
SUTTLE/WILCOX 4:32.35
4 6 WOR MORAN/MORAN/
HAWTHORN/MORAN 4:33.09
5 1 LBZ BROWN/CREAMER/
LARSEN/GARSDIE 5:09.26

Race: 25 Womens B K4 - 1000m Heat 2
1 1 HER SPENCER/SPENCER/
REESE/COLLEY 4:13.97
2 2 NOR SCOFIELD/PENDLE/
HUNTER/BEE 4:15.05
3 4 CHE DAWSON/SWALLOW/
BLAKEBOROUGH/ROWLANDS 4:15.93
4 3 WEY CHILDERSTONE/HANNON/
HANNON/GILLBE 4:32.55
5 5 WOK RIPPINGTON/RIPPINGTON
BLACKWELL/FURNESS 5:00.99

Race: 42 Womens B K4 - 1000m FINAL
1 4 NOT SURRAGE/BRAITHWAITE/
OUGHTON/PARSONS 4:08.73
2 7 ELM BATES/BRIXEY/
NEGUS/TAYLOR 4:16.53
3 5 HER SPENCER/SPENCER/
REESE/COLLEY 4:24.87
4 3 CHE DAWSON/SWALLOW/
BLAKEBOROUGH/ROWLANDS 4:25.90
5 6 NOR SCOFIELD/PENDLE/
HUNTER/BEE 4:37.69
6 1 WOR MORAN/MORAN/
HAWTHORN/MORAN 4:38.84
7 2 CLM MARA/BIRBECK/
SUTTLE/WILCOX 4:45.56
8 8 WEY CHILDERSTONE/HANNON/
HANNON/GILLBE 4:52.02

Race: 232 Womens B K4 - 200m Heat 1			
1 7	HER	SPENCER/SPENCER/	53.34
		REESE/COLLEY	
2 5	CHE	DAWSON/SWALLOW/	54.75
		BLAKEBOROUGH/ROWLANDS	
3 6	RDG	CHURNSIDE/COLLINS/	58.17
		GRAY/COOPER	
4 4	WEY	MONK/HANNON/	59.82
		STEVENS/GILLBE	
5 1	WOR	MORAN/MORAN/	1:01.06
		HAWTHORN/MORAN	
6 2	CLM	SUTTLE/WILCOX/	1:02.22
		PARKER/WHITEHEAD	
7 3	WEY	CHILDERSTONE/DAVIES/	1:07.24
		STEWART/BONHAM	

Race: 233 Womens B K4 - 200m Heat 2			
1 5	NOT	SURRAGE/BRAITHWAITE/	52.20
		PARSONS/UGHTON	
2 2	ELM	BATES/BRIXEY/	53.90
		NEGUS/TAYLOR	
3 4	RIC	KELLY/WETHERALL/	56.10
		BROUGHTON/HALL	
5 3	LBZ	BROWN/LARSEN/	1:24.34
		GARSDIE/CREAMER	
6 1	RDG	SEALEY/CRAIGIE/	2:01.93
		MAINPRIZE/BATTISON	

Race: 251 Womens B K4 - 200m FINAL			
1 5	NOT	SURRAGE/BRAITHWAITE/	49.33
		PARSONS/UGHTON	
2 6	ELM	BATES/BRIXEY/	50.08
		NEGUS/TAYLOR	
3 3	CHE	DAWSON/SWALLOW/	50.57
		BLAKEBOROUGH/ROWLANDS	
4 4	HER	SPENCER/SPENCER/	50.91
		REESE/COLLEY	
5 7	RIC	KELLY/WETHERALL/	54.42
		BROUGHTON/HALL	
6 2	RDG	CHURNSIDE/COLLINS/	54.55
		GRAY/COOPER	
7 8	WEY	MONK/HANNON/	56.35
		STEVENS/GILLBE	
8 1	WOR	MORAN/MORAN/	58.11
		HAWTHORN/MORAN	
9 9	CLM	SUTTLE/WILCOX/	1:00.01
		PARKER/WHITEHEAD	

Class: WOMENS C

Race: 89 Womens C K1 - 1000m FINAL			
1 6	RIC	N KELLY	6:07.13
2 4	HER	S COLLEY	6:20.48
3 2	WEY	C HANNON	6:21.09
4 8	RDG	S GRAY	6:38.50
5 1	NOR	F HUNTER	6:44.65
6 3	ELM	C RUTHERFORD	6:58.72
7 5	CHE	V SWALLOW	7:17.33

Race: 174 Womens C K1 - 500m Heat 1			
1 4	RIC	N KELLY	2:44.27
2 5	WEY	C HANNON	2:46.98
3 2	RIC	K WETHERALL	2:49.00
4 3	ELM	C RUTHERFORD	2:50.13
5 6	FLA	T DRESCH	3:00.47

Race: 175 Womens C K1 - 500m Heat 2			
1 6	WOR	L MORAN	2:42.91
2 2	WOR	C MORAN	2:46.91
3 5	HER	S COLLEY	2:48.33
4 7	WOK	H BLACKWELL	2:53.01
5 1	RDG	S GRAY	2:53.46
6 4	CHE	V SWALLOW	3:00.47

Race: 194 Womens C K1 - 500m FINAL			
1 4	RIC	N KELLY	2:40.64
2 5	WOR	L MORAN	2:41.72
3 6	WOR	C MORAN	2:43.93
4 7	HER	S COLLEY	2:45.55
5 8	ELM	C RUTHERFORD	2:45.85
6 3	WEY	C HANNON	2:47.32
7 2	RIC	K WETHERALL	2:54.51
8 1	WOK	H BLACKWELL	3:01.41

Race: 100 Womens C K2 - 1000m Heat 1			
1 5	NOR	COLLEY/PENDLE (HER)	5:59.89

2 7	RIC	KELLY/WISE	6:12.24
3 3	RDG	GRAY/COOPER	6:26.37
4 4	NOR	HUNTER/BEE	6:44.89
5 1	ANK	FRANKLIN/RILEY	8:05.01
6 8	MAI	JACKSON/JORDAN	10:25.43

Race: 101 Womens C K2 - 1000m Heat 2			
1 2	ELM	RUTHERFORD/OCALLAGHAN	5:49.70
2 6	LBZ	BROWN/MATTHEWS	6:55.87
3 4	BSF	DUNCAN/THOMAS	7:10.37
4 7	NOT	LITTLEWOOD/HOWELL	7:22.65
5 3	WOK	RIPPINGTON/RIPPINGTON	7:37.50
6 5	LBZ	LARSEN/GARSDIE	11:14.69

Race: 272 Womens C K2 - 200m Heat 1			
1 3	WOR	MORAN/MORAN	59.45
2 5	WEY	STEWART/GILLBE	1:03.08
3 8	WEY	DAVIES/BONHAM	1:10.07
4 2	WOK	RIPPINGTON/RIPPINGTON	1:15.20

Race: 273 Womens C K2 - 200m Heat 2			
1 2	FLA	DRESCH/MEIKLE	1:01.17
2 3	BSF	DUNCAN/	1:02.37
3 6	WEY	HANNON/MONK	1:10.37
4 4	ANK	FRANKLIN/RILEY	1:18.55
5 7	CLM	WILCOX/	1:52.47

Race: 274 Womens C K2 - 200m Heat 3			
1 4	LBZ	BROWN/MATTHEWS	1:03.79
2 6	RDG	GRAY/COOPER	1:04.05
3 1	NOT	LITTLEWOOD/PARKER	1:07.17
4 5	WOR	HAWTHORN/MORAN	1:12.43

Race: 294 Womens C K2 - 200m FINAL			
1 5	WOR	MORAN/MORAN	57.96
2 7	LBZ	BROWN/MATTHEWS	1:00.43
3 4	FLA	DRESCH/MEIKLE	1:02.05
4 8	NOT	LITTLEWOOD/PARKER	1:02.74
5 6	BSF	DUNCAN/	1:02.98
6 9	WEY	HANNON/MONK	1:04.53
7 2	RDG	GRAY/COOPER	1:04.57
8 3	WEY	STEWART/GILLBE	1:04.79
9 1	WEY	DAVIES/BONHAM	1:14.24

Class: WOMENS D

Race: 65 Womens D K1 - 1000m Heat 1			
1 4	CLM	L SUTTLE	6:28.54
2 2	RDG	A COOPER	6:43.16
3 5	CHE	A BLAKEBOROUGH	6:59.60
4 3	RLS	T DOODS	6:59.72
5 9	LBZ	D MATTHEWS	7:10.48
6 1	WEY	A CHILDERSTONE	7:54.90
7 7	MAI	C JACKSON	8:22.22

Race: 66 Womens D K1 - 1000m Heat 2			
1 2	LBZ	S BROWN	6:47.83
2 3	NOT	C HOWELL	7:00.89
3 6	BSF	M DUNCAN	7:11.59
4 4	WOK	S RIPPINGTON	7:36.84
5 9	PEN	M DILAI	7:39.58
6 5	BAN	H MURPHY	9:08.96
7 7	LIN	S PIKE	9:11.18

Race: 88 Womens D K1 - 1000m FINAL			
1 5	CLM	L SUTTLE	7:02.97
2 2	NOT	C HOWELL	7:07.12
3 3	CHE	A BLAKEBOROUGH	7:27.56
4 4	RDG	A COOPER	7:32.88
5 6	LBZ	S BROWN	7:33.88
6 8	LBZ	D MATTHEWS	8:15.42

Race: 171 Womens D K1 - 500m Heat 1			
1 4	CLM	L SUTTLE	2:57.16
2 7	NOR	A PENDLE	3:09.43
3 1	FLA	I MEIKLE	3:16.17
4 6	ANK	E FRANKLIN	3:27.65
5 5	NOR	J HICKS	3:35.59
6 3	MAN	C JACKSON	3:46.11
7 2	WEY	A CHILDERSTONE	4:25.11

Race: 172 Womens D K1 - 500m Heat 2			
1 6	LBZ	S BROWN	3:03.29
2 7	BSF	M DUNCAN	3:04.95
3 4	PEN	M DILAI	3:06.60
4 2	RDG	A COOPER	3:09.82
5 3	WEY	H MONK	3:16.76
6 5	LIN	S PIKE	3:31.13

Race: 173 Womens D K1 - 500m Heat 3			
1 7	LBZ	D MATTHEWS	3:01.63
2 3	WOK	S RIPPINGTON	3:03.08
3 6	HER	B SPENCER	3:17.65
4 1	WOR	J MORAN	3:24.29
5 2	BAN	H MURPHY	3:25.25

Race: 193 Womens D K1 - 500m FINAL			
1 5	CLM	L SUTTLE	3:13.60
2 4	LBZ	D MATTHEWS	3:23.81
3 7	BSF	M DUNCAN	3:26.57
4 6	WOK	S RIPPINGTON	3:26.64
5 3	LBZ	S BROWN	3:27.17
6 9	FLA	I MEIKLE	3:40.73
7 1	RDG	A COOPER	3:41.83
8 2	PEN	M DILAI	3:42.03
9 8	NOR	A PENDLE	4:20.18

Class: Lightning A


Race 45 Lightning A K2 1km Final			
1	RIC	B.KILLIP	08.11
2	MAI	T.KINGSTON	08.13
3	RLS	J.STANNARD	08.26
4	RDG	M.MAINPRIZE	08.37
5	BAN	R.SEIKA	08.38
6	RDG	H.LANG	08.39
7	ROY	G.FARRINGTON	08.45
8	LBZ	J.OSBORNE	08.50
9	WOR	W.TERRY	08.51
10	NOT	R.HUNT	08.53
11	BOA	S.WEBSTER	08.56
12	LIN	E.TONNER	09.08
13	ROY	N.WILLIAMS	09.10
14	LBZ	H.MATTERSON	09.20
15	LBZ	A.ROBINSON	09.22
16	BUR	S.WALTERS	09.23
17	CHE	E.HOLLAND	09.27
18	ROY	E.BEER	09.29
19	CLM	K.LEIGH	09.39
20	LBZ	J.WILLIAMS	09.46
21	ROY	R.VORLEY	09.48
22	MAI	P.BANNISTER	10.00
23	NOT	A.COOP	10.01
24	WOK	C.HOWSON	10.18
25	BAN	P.MURPHY	10.36
26	CLM	M.BENNETT	11.40
	WOR	S.ORME	DNS
	CKP	L.TAYLOR	DNS
	MAI	S.JACKSON	DNS

Race 104 Lightning A K1 1km Final			
1	RIC	KILLIP/KILLIP	07.19
2	NOT/RLS	HUNT/STANNARD	07.26
3	RDG	MAINPRIZE/LANG	07.29
4	MAI	KINGSTON/BANNISTER	07.43
5	LBZ	OSBORNE/WILLIAMS	07.49
6	ROY	WILLIAMS/VORLEY	07.57
7	CHE/BOA	HOLLAND/WEBSTER	08.03
8	MAI	JACKSON/JACKSON	10.27
		ROBINSON/MATTERSON	DNF

Class: Lightning B

Race 44 Lightning B K1 1km Final			
1	WEY	CHILDERSTONE/HAWS	07.41
2	RUN	WIGNALL/BROOKS	08.12
3	RIC	KILLIP/MARTIN	08.23
4	WOR/MAI	BIRD/JACKSON	09.05
5	BUR/ROY	BOWLEY/VORLEY	09.12
6	LBZ	ROBINSON/WESTWOOD	09.29
7	RIC	BRERETON/HAMER	09.39

Race 105 Lightning B K2 1km Final			
1	WEY	J CHILDERSTONE	08.18
2	WEY	E HAWS	08.19
3	ADS	B OWEN	08.49
4	RUN	C BROOKS	09.11
5	RUN	A.WIGNAL	09.25
6	RIC	R.KILLIP	09.31
7	RIC	A.MARTIN	09.33
8	ANK	E.RICKETTS	09.48
9	NOR	H.HICKS	09.53
10	RIC	A.BRERETON	10.11
11	LBZ	J.WESTWOOD	10.29
12	ROY	D.VORLEY	11.17
13	LBZ	B.ROBINSON	11.26



Saturday Races:- 104 – 105, 114 - 157, 211 – 212 & 215 – 221, cancellation owing to inclement weather conditions these races.

Sunday Races:- 213 – 214 & 222 – 304 owing to inclement weather conditions the following race distances were changed from 500m to 200m races.

PENALTY POINTS

Surname	Int	Club	Class	Reg	2006		2006		2006		2006		Total		
					Sept	Type	July	Type	June	Type	May	Type		April	
Almasi	P	ELM	MAK	1835						1	N		1		
Barrell	S	LBZ	MMB	3383					1	N			1		
Bennett	S	RDG	BAK	3109	1	N							1		
Blackwell	H	WOK	WCK	0058	1	N							1		
Bridge	T	WEY	BAK	1378			1	N					1		
Brown	L	WCS	BAD	3937					1	N			1		
Brown	M	WOR	MMB	3093							1	N	1		
Brown	H	WCS	BTH	GCK	2684	1	N			1	N		2		
Braithwaite	S	NOT	WBK	4101	1	N							1		
Broughton	L	WCS	RIC	GAK	0457					1	N		1		
Briody	J	SLP	MAK	3645						1	F		1		
Bodimeade	I	ROY	GCK	4061							1	N	1		
Boyton	J	ADS	BAK	0440						1	N		1		
Byrne	B	SLP	MMA	2103								1	N	1	
Cawthorn	R	WCS	WEY	GAK	0743					1	N		1		
Cartwright	C	CHE	MBC	1549			1	N					1		
Cannon	D	CKP	BDK	5304	1	N							1		
Childerstone	M	WEY	BAK	2605							1	N	1		
Churchill	O	WCS	ROY	GBK	1882					1	N		1		
Coxon	L	NOT	GDK	5074							1	N	1		
Daniels	T	RDG	BAK	3712								1	Z	1	
Dawson	K	CHE	WBK	3428							1	N	1		
Dixon	S	ROY	BCK	2426								1	C	1	
Dougall	E	WCS	LBZ	GAK	2048					1	N		1		
Duckan	P	CEL	GDK	5151			1	N					1		
Fergunn	L	BAN	GCK	1276							1	N	1		
Freeman	S	EXE	BAK	1452	1	N					1	N	1		
Fitzsimons	M	CEL	BDK	5025			1	Z					1	N	2
Fleming	C	CEL	MAK	3506							1	N	1		
Golding	M	SLP	MMA	0219								1	N	1	
Godsave	L	WCS	WEY	GBK	4774					1	N		1	N	2
Johnson	N	ELM	MAK	3227								1	N	1	
Jacobs	M	ADS	MMA	0919							1	N	1		
Hampton	M	LEI	BBK	4002								1	Z	1	
Head	T	CLM	MMB	3346						1	N		1		
Head	M	CLM	MMB	3345						1	N		1		
Hemming	J	ACU	MBK	4009							1	N	1		
Hicks	A	NOR	MMB	2720						1	N		1		
Hide	M	ROY	BAK	2965						1	N		1		
Hilderley	E	WCS	WEY	GAK	4478					1	N		1		
Hickman	S	BSF	BDK	0311							2	W	2		
Hussey	D	LBZ	BK	0978			1	N					1		
Kight	R	WOR	MDK	4722							1	N	1		
Kilbourn	R	NOR	MBK	2301	1	N							1		
Kelly	N	RIC	WCK	3402	2	N							2		
Lambert	M	WEY	BCK	5354			1	Z					1		
Matthews	D	LBZ	WDK	1802						1	N		1		
Majchrzake	M	SLP	MAK	5254							1	W	1		
Mainprize	T	RDG	BAK	5079	1	N							1		
Martin	P	SLP	BK	1909			1	N				1	N	2	
Mitchell	D	CEL	BDK	0021			1	Z				1	N	2	
Moran	C	WOR	WBK	3946						1	N		1		
Moran	L	WOR	WBK	4735						1	N		1		
Negus	F	ELM	WCK	3815			1	N					1		
Oakley	B	BTH	BCK	1964	1	N							1		
O'Conner	D	SLP	MMA	3641								1	N	1	
Pendle	A	NOR	WDK	3672						1	N		1		
Rutherford	E	ELM	BAK	0584							1	N	2		

PENALTY POINTS

Surname	Int	Club	Class	Reg	2006		2006		2006		2006		Total	
					Sept	Type	July	Type	June	Type	May	Type		April
Rowell	G	LEA	BBK	2495			2	N	1	N			3	
Sears	C	ROY	MAK	2118							1	N	1	
Seaman	J	WEY	BBK	5243			1	N					1	
Schofield	J	BOA	MAK	3864			1	N					1	
Sillitoe	C	LBZ	BBK	3086							1	N	1	
Sharpe	T	EXE	BAK	1901	1	N							1	
Surrage	J	BSF	MBK	3479			1	N					1	
Swallow	C	CHE	WDK	3676	1	N			1	N			2	
Terry	D	WEY	BAK	1193							1	N	1	
Vanlonkhuyzei	S	SLP	MAK	2995									1	
Watkins	H	SLP	MMA	1313								1	N	1
Walker	B	NOT	GDK	3081								1	N	1
Wetherall	K	RIC	WCK	3296	1	N							1	
Wise		RIC	WCK		1	N							1	
Whitehead	A	WEY	BBK	0299			1	N					1	
White	M	LBZ	BBK	2003					1	N			1	
Wycherley	P	WEY	MAK	3893							1	N	1	

Penalty Codes

B = Insufficient buoyancy
C = Incorrect colours
D = Dangerous conduct
F = Failure to start final

L = Offensive language
N = Wrong or no number
R = Failure to report for inspection
S = Unauthorised substitution